

Pt. 2nd- fitted floor available for lease

4,970 sq ft

Location

Lansdowne House is based in the heart of London's West End, located on the Southside of Berkeley Square, an internationally renowned address with a wide range of retail and restaurant offerings nearby.

Lansdowne House has excellent connectivity to Green Park (Jubilee, Victoria, Piccadilly), Bond Street (Jubilee, Central) and Piccadilly Circus (Piccadilly, Bakerloo) underground stations which are all within an easy reach.

Description

The incoming tenant will benefit from:

- A high quality fit out
- Furniture available by arrangement
- Views of Berkeley Square
- Commissionaire and 24 hour building security
- 6 passenger lifts
- Bicycle spaces
- Raised floors
- Air conditioning
- Enhanced lighting
- Showers

Terms

A sublease or assignment for a term to be June 2021

Costs	Per sq ft exclusive
Rent	£27.50
Rates*	Est. £32.41
Service Charge	Est. £15.00

*Occupiers are advised to make their own investigation



Floor	Size (sq ft)	Available
Pt. 2 nd	4,970	Now

For more information, please contact:

Hector Macneal

+44 (0) 7885 201 163

hector.macneal@cushwake.com

Annabel Drew

+44 (0) 7557 860 792

annabel.drew@cushwake.com

Elliot Fletcher






+44 (0) 7712 730 394

elliott.fletcher@cushwake.com

Floor plan



Transport links (with approx. walking times)

	
UNDERGROUND	ELIZABETH LINE
Green Park 	4 min
Bond Street 	8 mins
Oxford Circus 	9 mins

Map



Cushman & Wakefield copyright 2018. No warranty or representation, express or implied, is made to the accuracy or completeness of the information contained herein, and same is submitted subject to errors, omissions, change of price, rental or other conditions, withdrawal without notice, and to any special listing conditions imposed by the property owner(s). As applicable, we make no representation as to the condition of the property (or properties) in question.