

O P L M F L E X

111 FINSBURY PAVEMENT

London EC2

New fully fitted and managed offices available on flexible terms

Reception area

MAKE AN ENTRANCE...

OPLUM FLEX	
Unit 1:	ABC Technologies
Unit 2:	Aerospace Consultants
Unit 3:	XYZ PLC
Unit 4:	Example LTD
Unit 5:	PVT Limited



111 FINSBURY PAVEMENT EC2



**A SELECTION OF AVAILABLE
SUITES FROM 745 - 969 SQ FT**

111 Finsbury Pavement lies in the heart of the City, seconds from Moorgate station with access to national and underground lines including the Elizabeth line.

🚉🚉🚉 Liverpool Street

🚉 Fenchurch Street

🚉 Monument

🚉🚉 Cannon Street

🚉 Bank

🚉 Mansion House

🚉🚉 Moorgate



LOCAL AMENITY



01

BARRY'S

02



03

THIRD SPACE

04

BLANK STREET

05

OLE & STEEN
LAGRAGEHUSET

06

BROADGATE

07

SOUTH PLACE HOTEL

08

THE IVY

09



10

M&S

EST. 1884

11

GORDON RAMSAY BREAD STREET
KITCHEN & BAR

12

EVERYMAN

13

Pham Sushi

14

REBEL

15

BLOOMBERG ARCADE

16

RACK & TENTER

17



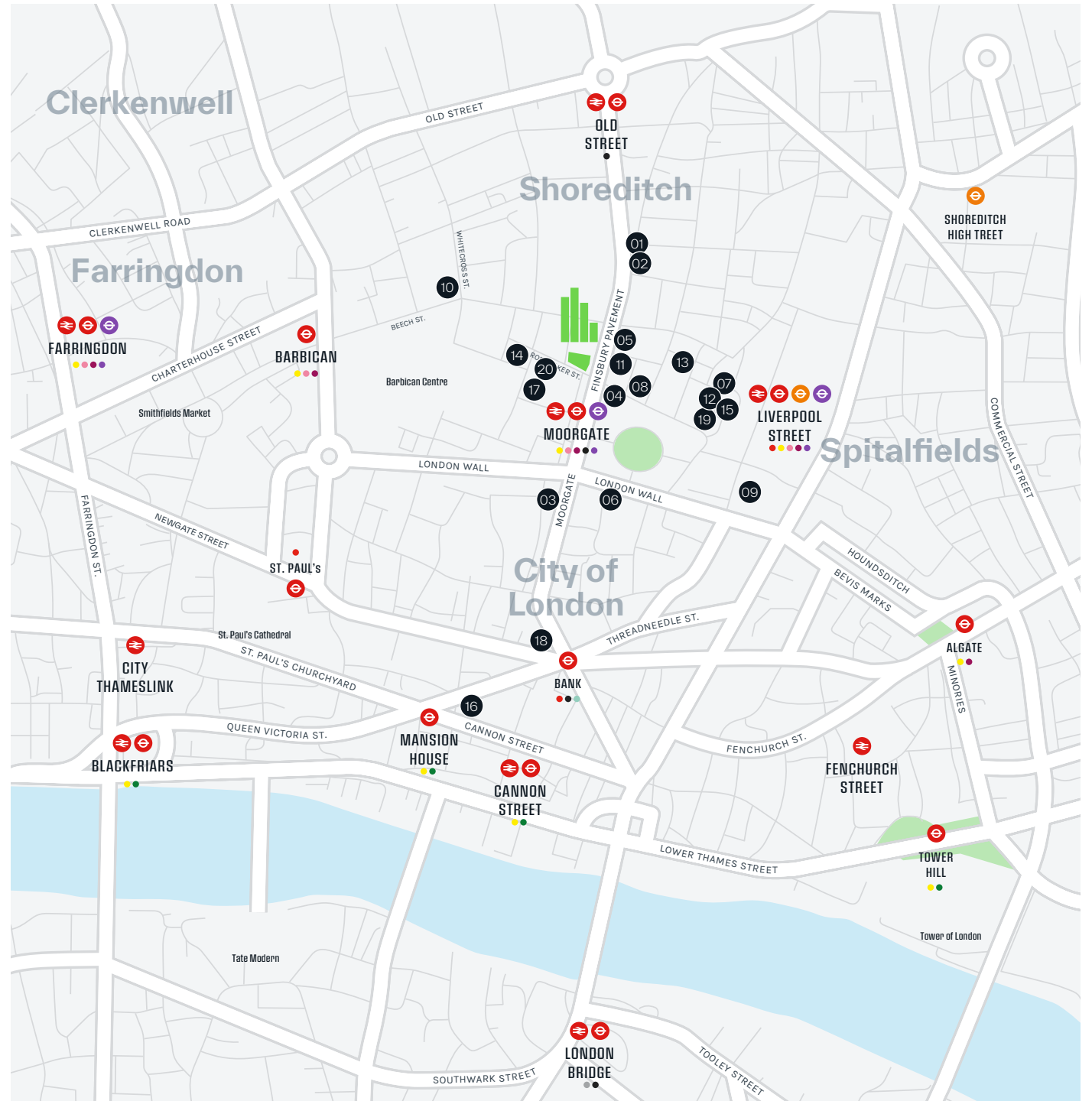
18



19



20



THE ELIZABETH LINE

This landmark office and retail project is located at the centre of the Elizabeth line connecting the city to the West End, Heathrow.

KEY TRAVEL TIMES

MOORGATE ENTRANCE



30 Secs

CANARY WHARF



06 Mins

BOND STREET



07 Mins

PADDINGTON



11 Mins

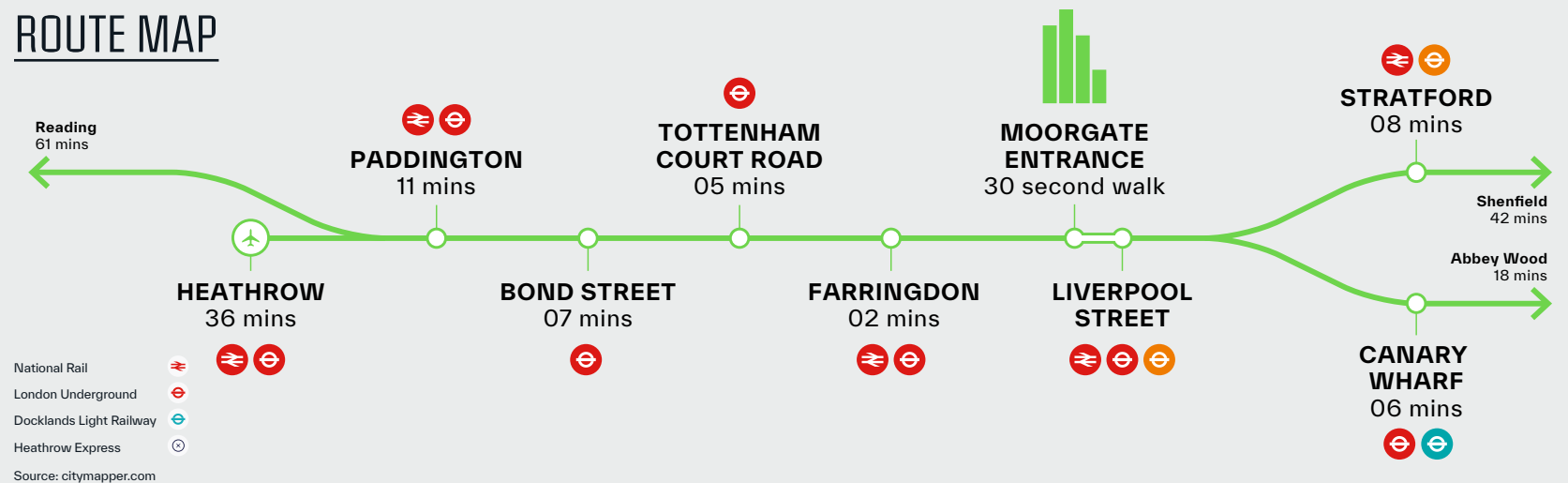
LONDON HEATHROW



36 Mins



ROUTE MAP



OUT & ABOUT

Whether a foodie, an athlete or you just want to soak up the sunshine, 111 Finsbury Pavement is surrounded by a wealth of amenities which caters for all.



Third Space Moorgate



Broadgate Circle



Notes Coffee CityPoint



Finsbury Avenue



Blank Street Coffee Finsbury Pavement



CityPoint Plaza



Eataly Bishopsgate

SPECIFICATION



FULLY FITTED, FURNISHED,
AND MANAGED OFFICE SPACE



SHARED CYCLE
FACILITY



SHOWER
FACILITIES



LOCKERS



SHARED MEETING
ROOMS



FITTED, COMMUNAL
KITCHENETTE




COMMUNAL
BUSINESS LOUNGE



BREEAM
OUTSTANDING



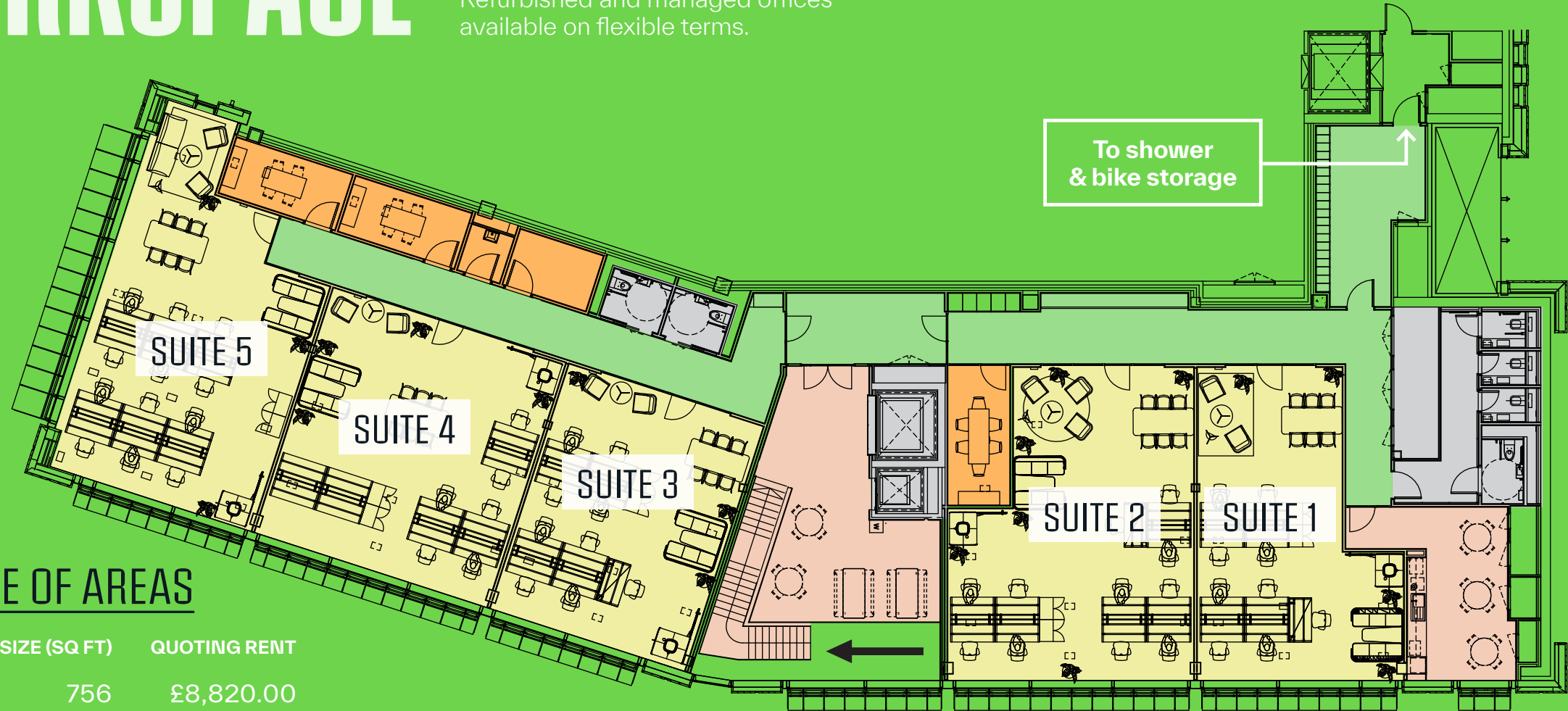
WELL PLATINUM
(TARGETING)



EPC
RATING A

WORKSPACE

Refurbished and managed offices available on flexible terms.



SCHEDULE OF AREAS

FLOOR	SIZE (SQ FT)	QUOTING RENT
SUITE 1	756	£8,820.00
SUITE 2	964	£11,246.67
SUITE 3	745	£8,691.67
SUITE 4	893	£10,418.33
SUITE 5	969	£11,305.00

Entrance to 111 Finsbury Pavement at Ground Floor Level

- Business Lounge & Breakout
- Office Space
- Bookable Meeting Rooms
- Common Areas
- Core

First floor plan not to scale, indicative only.





Entrance



Suite 1



Business lounge





Communal kitchenette



Bike storage entrance



Shower cubicle



Meeting room



Bike storage



Common parts

AFFORDABLE WORKSPACE FOR GROWING BUSINESSES IN ISLINGTON

In accordance with the Section 106 agreement, OPLM are providing **Affordable Workspace** for small businesses, driving environmental and social value innovation.

To benefit from the Affordable Workspace pricing the criteria is as follows:

- Businesses of less than 50 employees
- 5 year terms with **6 month break clauses**
- Not a subsidiary of a larger organisation



Suite 4





FURTHER INFORMATION

For more information please contact:

RX
LONDON

Jack Rose

07590 814753
jack.rose@rx.london

Imogen Purvis

07377 978348
imogen.purvis@rx.london

Will Caldwell

07985 697304
will.caldwell@rx.london

Misrepresentation Act 1967: Whilst all the information in these particulars is believed to be correct, neither the agent nor their client guarantee its accuracy nor is it intended to form part of any contract. The particulars are provided in good faith but any information should be confirmed before being relied upon. February 2025. Made by Tayler Reid

