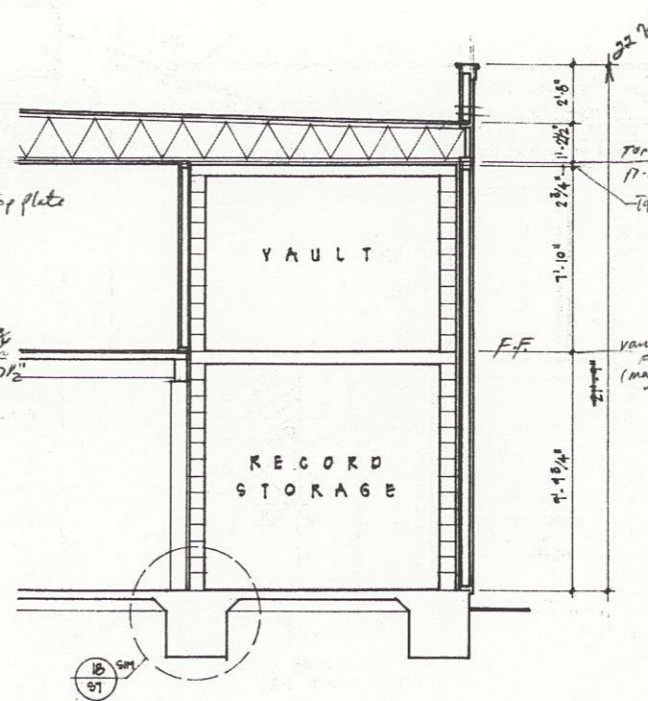
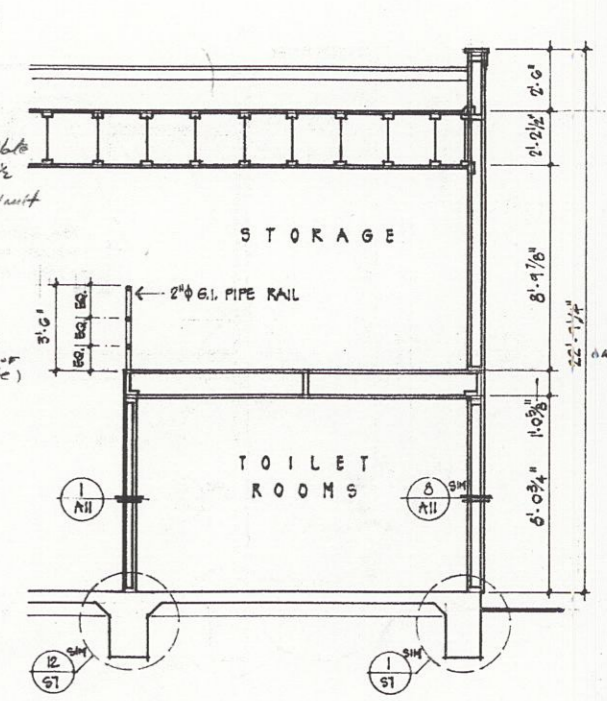


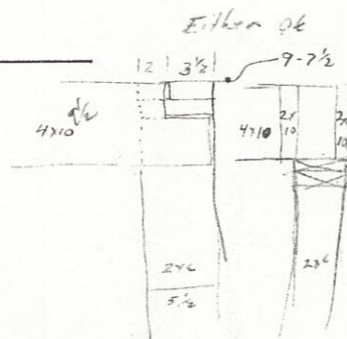
SECTION 'D'
1/4" = 1'-0"



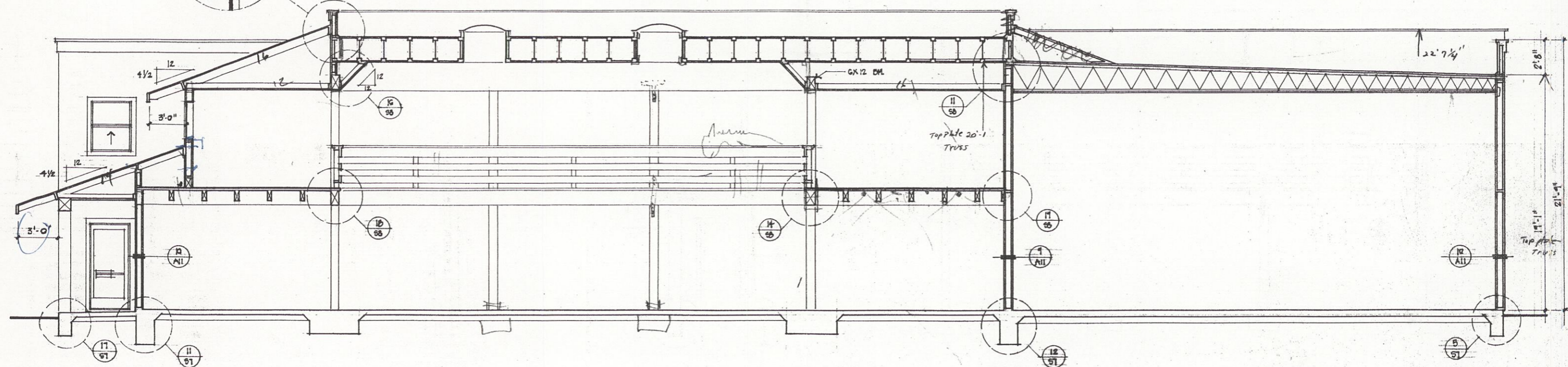
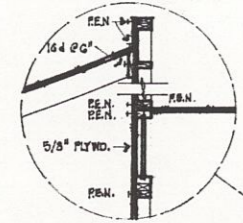
SECTION 'C'
1/4" = 1'-0"



SECTION 'B'
1/4" = 1'-0"



Layout 4x10 across back wall symmetrically about Aczz & Entry



SECTION 'A'
1/4" = 1'-0"

▲
▲
▲
▲

RESIDENTIAL PLANNING AND DESIGN
 • DRAFTING • DESIGN • BUILDING CODE CONSULTATION
 P.O. BOX 430 HEALDSBURG, CA 95448 (707) 433-8113

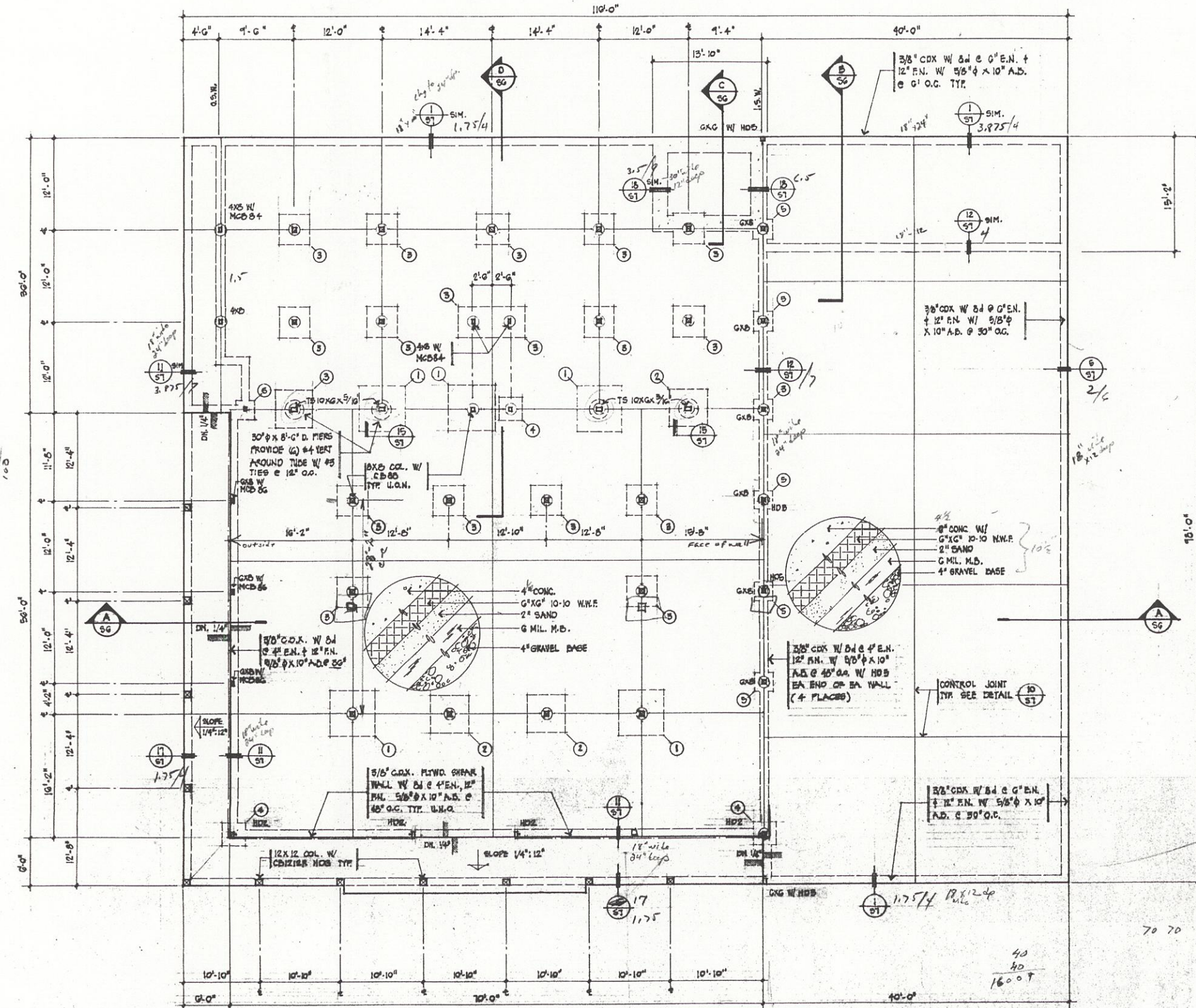
John L. ...
 ARCHITECT
 673847

COMMERCIAL MULTI-RESIDENTIAL DESIGN
 1707/887-1126
 ARCHITECTURAL & STRUCTURAL DESIGN

HEALDSBURG LUMBER COMPANY
 399 HUBBON STREET
 HEALDSBURG, CALIFORNIA
 PHASE 2 SECTIONS

DATE	NOV. 65
SCALE	1/4" = 1'-0"
DRAWN	R.D.Z.
JOB	5415
SHEET	5-6
OF	11 SHEETS

FOOTING SCHEDULE			
1	6"X6"X12"D W/ 6-#5 BA. W/F	3C	
2	9"X9"X12"D W/ 6-#4 BA. W/F	2F	
3	4"X4"X12"D W/ 3-#4 BA. W/F	1C	
4	3"X3"X12"D W/ 4-#4 BA. W/F	7	
5	2"X2"X12"D W/ 3-#4 BA. W/F	6, 2F	
6			
7			
8			



FOUNDATION PLAN
1/8" = 1'-0"

△	
△	
△	
△	
△	
△	

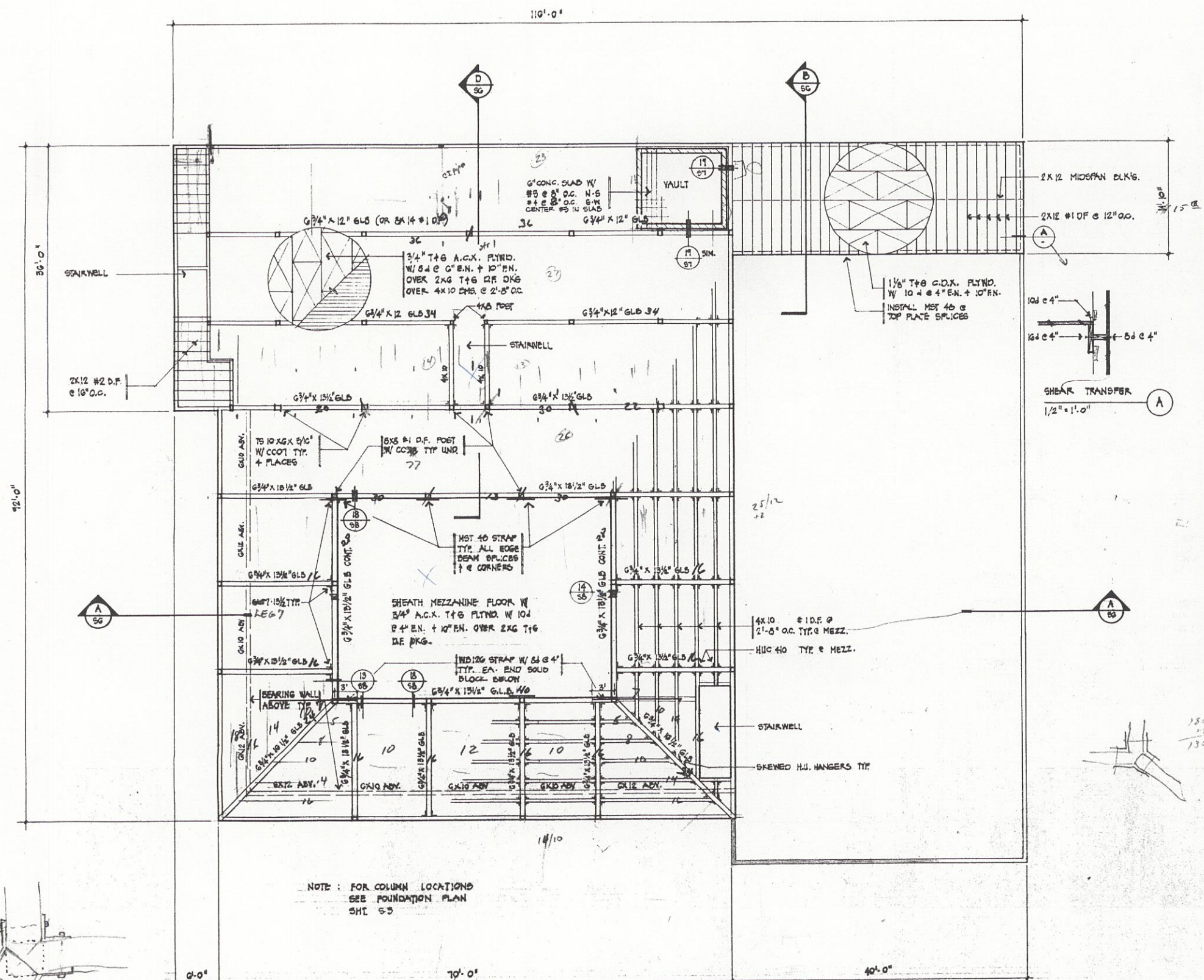
RESIDENTIAL PLANNING AND DESIGN
 • DRAFTING • DESIGN • BUILDING CODE CONSULTATION
 P.O. BOX 430 HEADSBURG, CA 93448 (707) 433-8135

John Walker
 ARCHITECT
 6-3844

COMMERCIAL MULTI-RESIDENTIAL DESIGN 12071807-1126
 ARCHITECTURAL & STRUCTURAL DESIGN

HEADSBURG LUMBER COMPANY
 507 HUDSON STREET
 HEADSBURG, CALIFORNIA
 SECOND FLOOR FOUNDATION PLAN

DATE	NOV 85
SCALE	1/8" = 1'-0"
DRAWN	EQZ
JOB	5415
SHEET	S-3
OF 22 SHEETS	



SECOND FLOOR FRAMING PLAN
1/8" = 1'-0"

See 12x2 1/2 x 3/16 FLA
Plan

REVISIONS	BY
△	
△	
△	
△	
△	

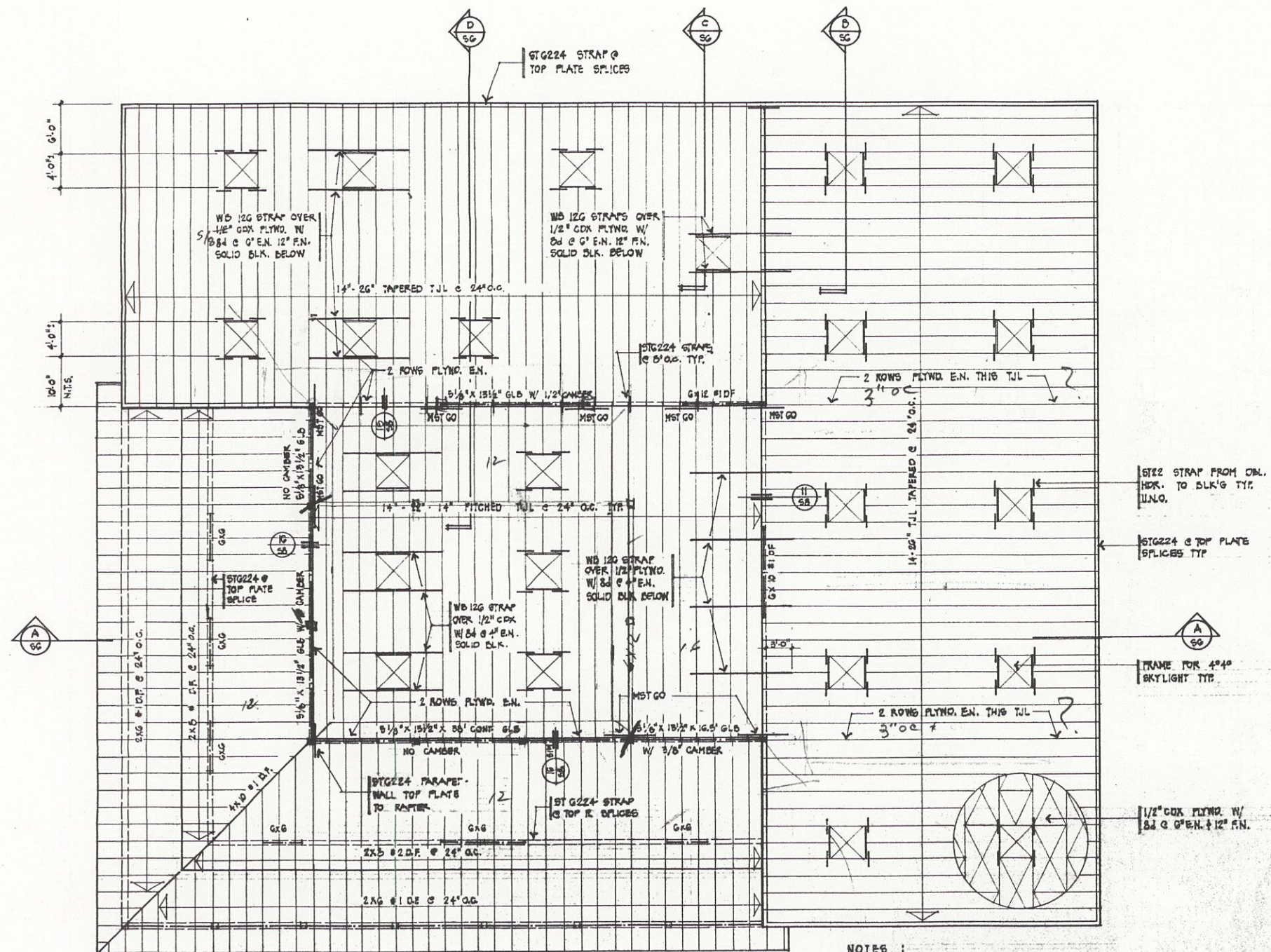
RESIDENTIAL PLANNING AND DESIGN
 • DRAFTING • DESIGN • BUILDING CODE CONSULTATION
 P.O. BOX 430 HEALDSBURG, CA 95448
 (707) 433-8135

Andrew Johnson
 ANDREW JOHNSON
 C.S.C.P.

COMMERCIAL MULTI-RESIDENTIAL DESIGN 1707/887-1126
 ARCHITECTURAL & STRUCTURAL DESIGN

HEALDSBURG LUMBER COMPANY
 554 HUDSON STREET
 HEALDSBURG, CALIFORNIA
 PHASE 2 SECOND FLOOR FRAMING PLAN

DATE	NOV. '55
SCALE	AS NOTED
DRAWN	RDZ
JOB	#415
SHEET	S-4
OF	22 SHEETS



- NOTES:**
1. MFR. TO SUPPLY SPECIAL TRUSSES & SKYLIGHTS BECAUSE OF INCREASED TRIANGULAR AREA.
 2. MFR. SHALL DESIGN COLLECTOR TRUSSES FOR 5.400 LB. AXIAL LOAD ACTING W/ ROOF DEAD LOAD.
 3. ROOF SHEATHING TO BE 1/2\"/>

ROOF FRAMING PLAN

1/8" = 1'-0"

REVISIONS	BY
△	
△	
△	
△	
△	

RESIDENTIAL PLANNING AND DESIGN

• DRAFTING • DESIGN • BUILDING CODE CONSULTATION

P.O. BOX 430 HEALDSBURG, CA 95448 (707) 433-8135

John Miller
ARCHITECT

COMMERCIAL - MULTI-RESIDENTIAL DESIGN 1707387-1126

ARCHITECTURAL & STRUCTURAL DESIGN

HEALDSBURG LUMBER COMPANY

6351 HUDSON STREET
HEALDSBURG, CALIFORNIA

PHASE 2 ROOF FRAMING PLAN

DATE	NOV 95
SCALE	1/8" = 1'-0"
DRAWN	D.P.F.
JOB	5418
SHEET	5-5
OF 22 SHEETS	