



NEW LOGISTICS AND ADVANCED
MANUFACTURING BUILDINGS

SYMMETRY PARK BICESTER

UNDER CONSTRUCTION:

115,000 & 155,000 sq ft

AVAILABLE FROM Q1 2027



SCAN FOR MORE

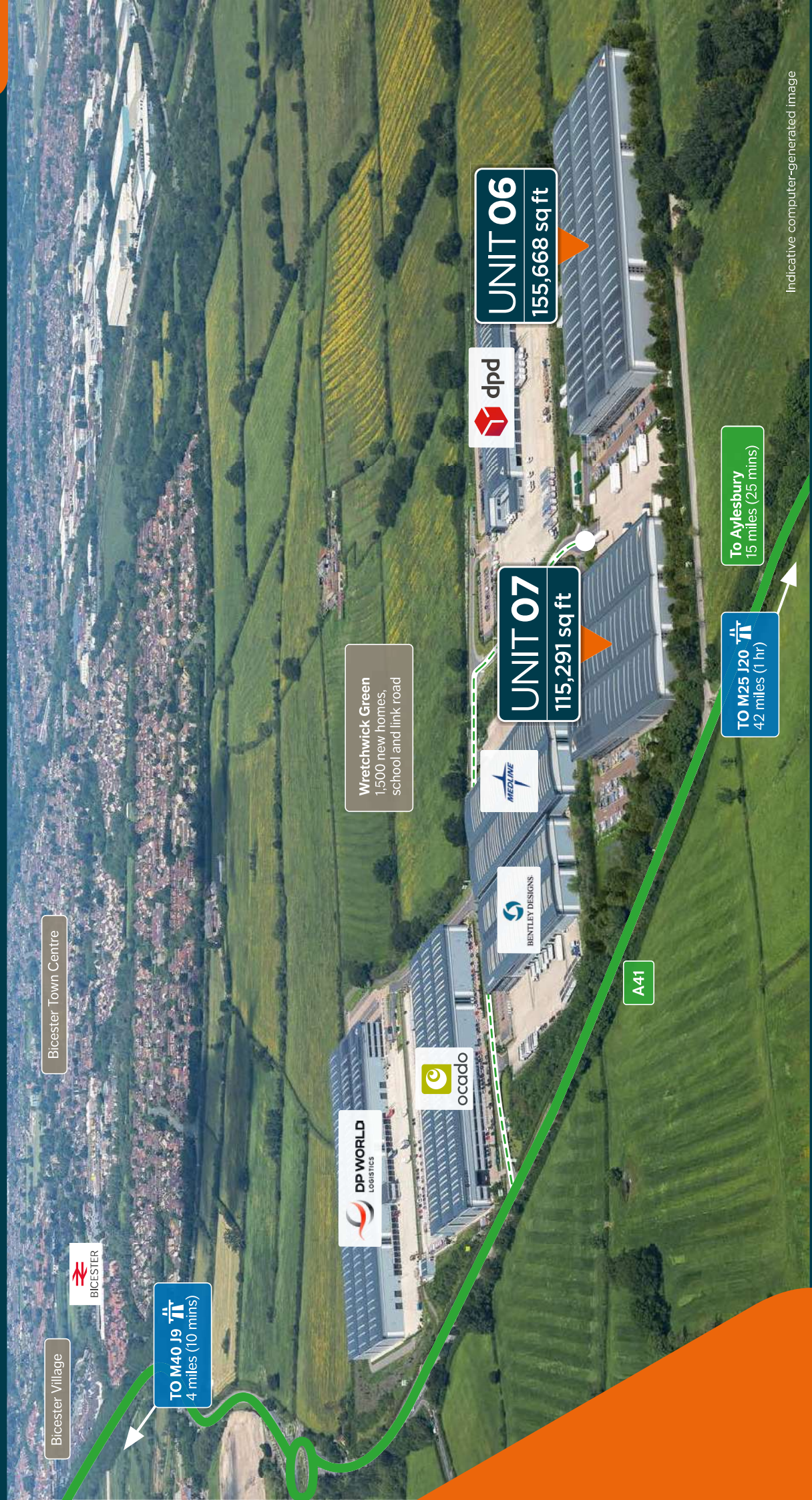


EPC
A+ RATING

BREEAM rating:
'Excellent'

ACCOMMODATING YOUR FUTURE

THE SITE



Bicester Town Centre

Bicester Village



TO M40 J9
4 miles (10 mins)



Wretchwick Green
1,500 new homes,
school and link road

UNIT 07
115,291 sq ft



UNIT 06
155,668 sq ft

A41

TO M25 J20
42 miles (1 hr)

To Aylesbury
15 miles (25 mins)

Indicative computer-generated image

LABOUR

LOCAL TRANSPORT

Bicester is well connected with two train stations, Bicester North and Bicester Village.

Trains currently run from Oxford Parkway and Oxford City Centre to Bicester Village Station.

Oxford Parkway from Bicester Village	8 mins
Banbury from Bicester North	11 mins
Oxford from Bicester Village	13 mins
London Marylebone from Bicester Village	46 mins
Birmingham Snow Hill from Bicester North	74 mins

BUSINESS RATES

Business rates are less than half in Bicester compared to West London (based on comparison to Unit A2, Symmetry Park Bicester and an average West London new-build logistics unit).

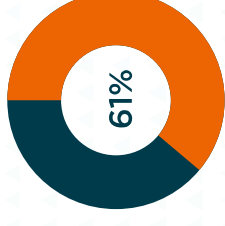
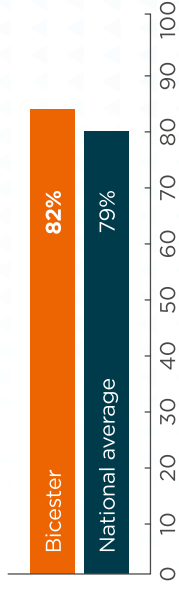
Payable
(psf)

Average West London new build 100,000 sq ft unit	£8.85
Unit A2, Symmetry Park Bicester	£4.24

Based on the 2024/25 UBR of 0.546

ECONOMIC ACTIVITY

82% of Bicester's population are economically active compared with the National Average average of 79%.



61% of Bicester residents travel less than 10km to get to work.

LABOUR

Symmetry Park Bicester is situated in Oxfordshire, in a catchment area of 229,000 residents. There are 145,600 residents of core working age (i.e. aged 16-64), of which 59% are under the age of 45.

Currently, and over the next decade, there will be a natural residential expansion of Bicester with around 13,400 new homes.

Bicester (+30 minutes) population

229,000



Future population

262,500



Source: Ekosgen 2023

BICESTER IS HOME TO A NUMBER OF PROMINENT OCCUPIERS INCLUDING:

Cocado

SIEMENS
Healthineers



BRITA



TESCO

Polestar

Sainsbury's

YASA

EVOLITO
The Power of Electric Flight

F O R S E V E N

Mondelez
International

Bidfood
Inspired by you



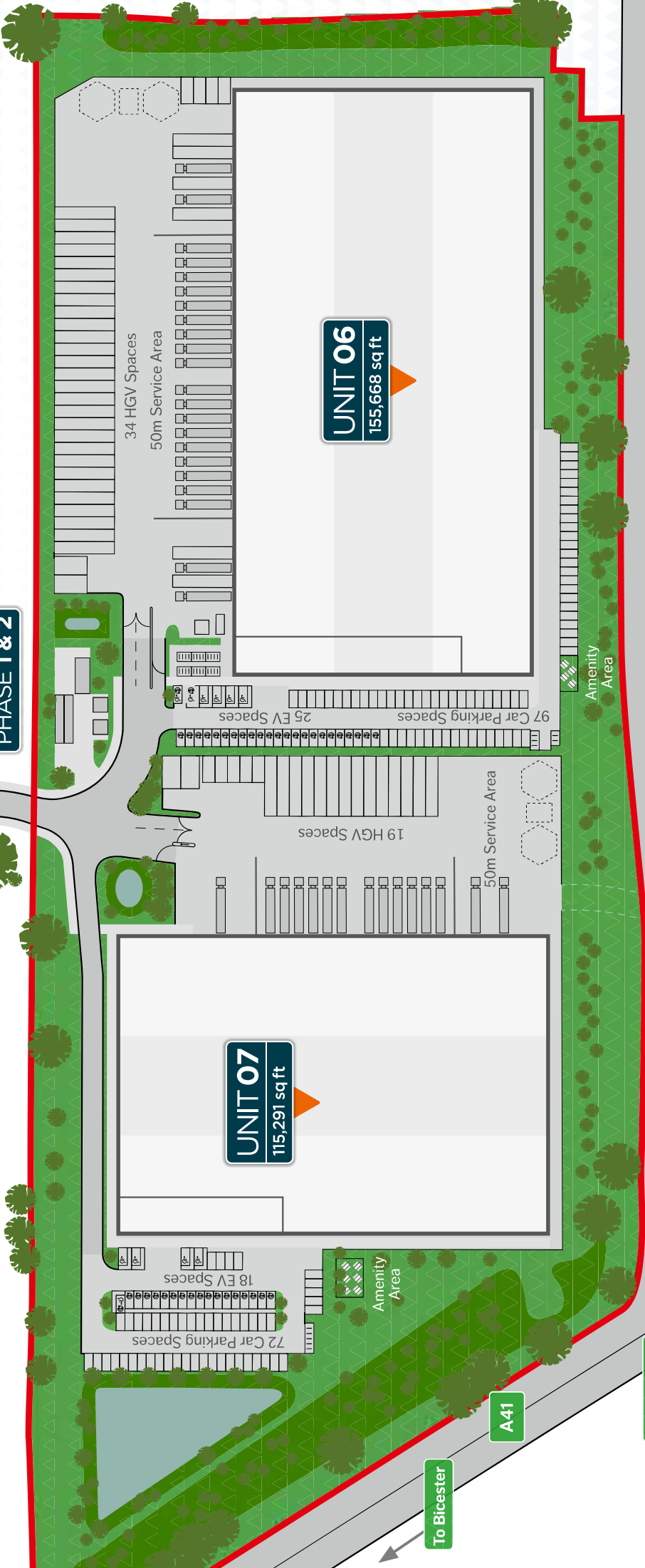
BENTLEY DESIGNS

DP WORLD

SYMMETRY PARK
BICESTER



PHASE 1 & 2



TOTAL SITE AREA: 16.40 Acres

ACCOMMODATION

UNIT 06

Warehouse (B8)	147,860 sq ft	13,718 sq m
Offices	8,008 sq ft	744 sq m
TOTAL	155,868 sq ft	14,462 sq m
Clear Height	15m	
No. of Dock Loading Doors	18	
No. of Level Access Doors	4	
Yard Depth	50m	
HGV Parking	34	
Floor Loading	50kN/m ²	
Car Parking (Inc. EV Spaces)	97	

UNIT 07


Warehouse (B8)	109,361 sq ft	10,159 sq m
Offices	5,930 sq ft	551 sq m
TOTAL	115,291 sq ft	10,710 sq m
Clear Height	12.5m	
No. of Dock Loading Doors	12	
No. of Level Access Doors	3	
Yard Depth	50m	
HGV Parking	19	
Floor Loading	50kN/m ²	
Car Parking (Inc. EV Spaces)	72	




BREEAM rating:
'Excellent'




EPC
A+ RATING

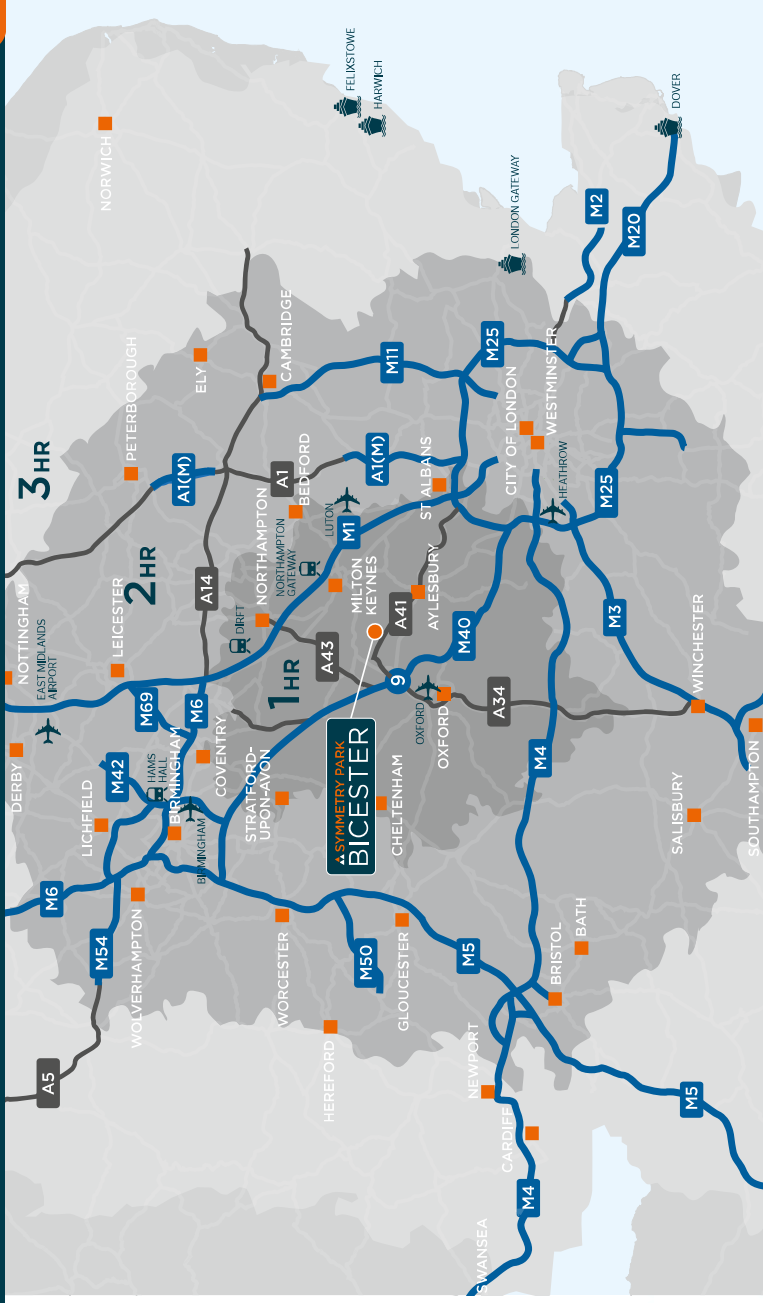
 ROAD	Distance
M40 (J9) / A34	4 miles
Aylesbury	15 miles
Oxford	18 miles
Banbury	22 miles
Milton Keynes	27 miles
Reading	41 miles
M1 (J15a)	31 miles
M40 (J1a) / M25 (J16)	45 miles
Slough	52 miles
London	66 miles
Birmingham	70 miles

 RAIL	Distance
Northampton Gateway	34 miles
DIRFT	46 miles
Hams Hall	67 miles

Source: Google Maps, travel times are approximate.

 AIRPORT	Distance
London Oxford	12 miles
London Luton	45 miles
Coventry	51 miles
London Heathrow	53 miles
Birmingham	59 miles
East Midlands	81 miles

 PORT	Distance
Southampton	81 miles
Tilbury Docks	85 miles
London Gateway	90 miles
Avonmouth Docks	105 miles
Harwich	127 miles
Felixstowe	136 miles
Dover	151 miles
Liverpool	166 miles



Follow us on  [tritaxbigbox.co.uk/our-spaces/bicester](https://www.linkedin.com/company/tritaxbigbox.co.uk/our-spaces/bicester)

SAT NAV: OX26 6GF  [plotter.stripped.manlines](https://www.plotter.stripped.manlines)

FURTHER INFORMATION

LONDON OFFICE
JOHN MADOCKS WRIGHT
jmwright@savills.com
 07807 999 635



OXFORD OFFICE
CHARLES ROWTON-LEE
charles.rowtonlee@savills.com
 07885 185 230

HENRY HARRISON
henry.harrison@savills.com
 07779 402 649

DTRE
RICHARD HARMAN
richard.harman@dtre.com
 07776 200 143

JAMIE DURRANT
jamie.durrant@dtre.com
 07341 661 962

Misrepresentation Act 1967. The particulars are not to be considered a formal offer, they are for information only and give a general idea of the property. They are not to be taken as forming any part of a resulting contract nor be relied upon as statements or representations of fact. Whilst every care is taken in their preparation no liability can be accepted for their accuracy. Intending purchasers must satisfy themselves by personal inspection or otherwise as to the correctness of these particulars which are issued on the understanding that all negotiations are conducted through Savills and DTRE, May 2026.