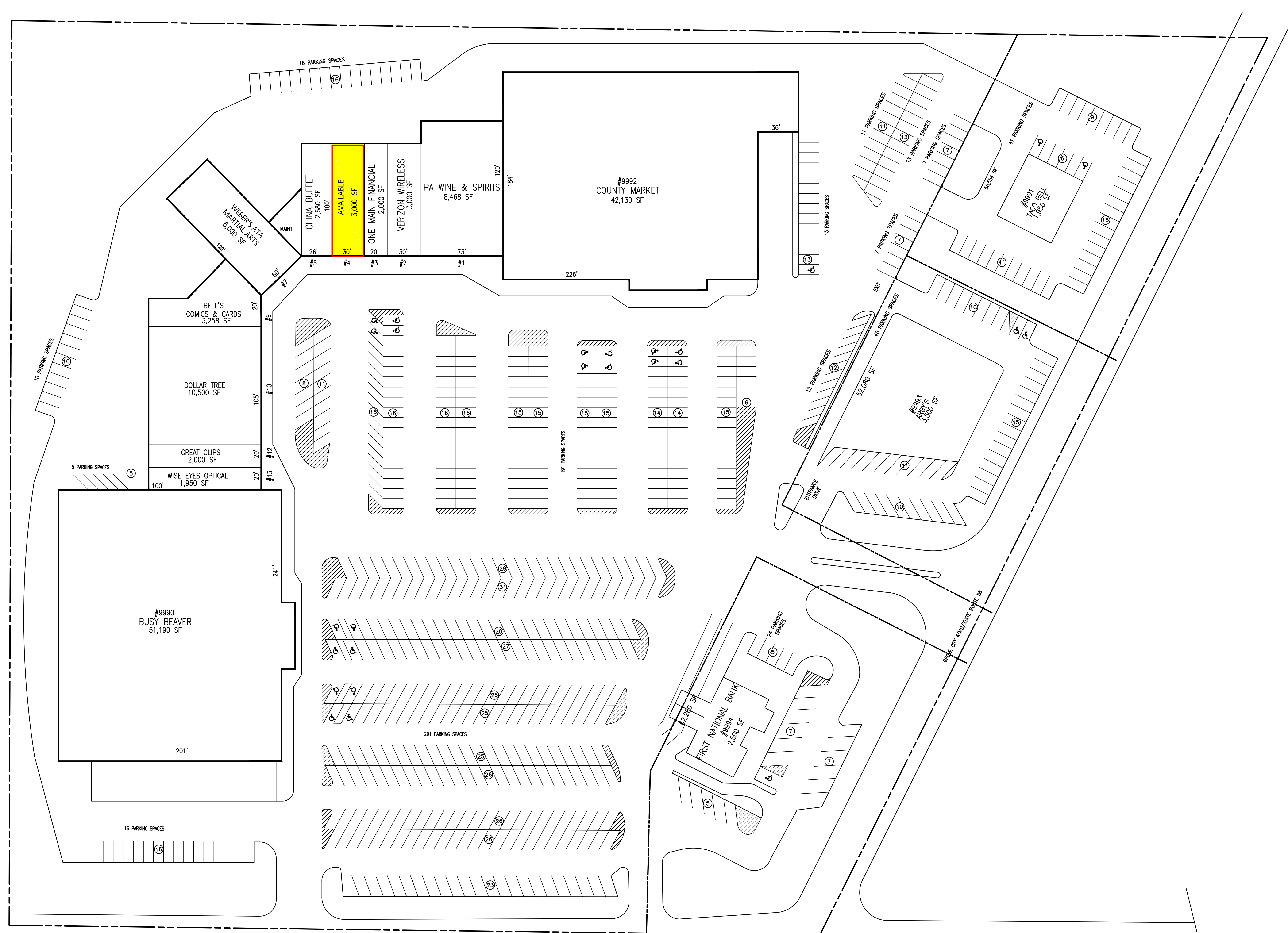


REVISION RECORD	
DATE	DESCRIPTION
5/11/18	ANNUAL PLAN UPDATE

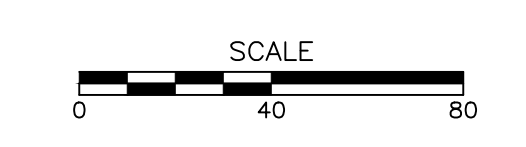

SITE DATA

Anchors Retail Outparcels Taco Bell Arby's First National Bank	93,320 S.F. 42,856 S.F. Bldg. Lot Size 1,950 56,654 3,500 52,080 2,500 62,280
TOTAL GLA	144,126
TOTAL PARKING PROVIDED	703 Spaces
PARKING RATIO	4.88 Per 1,000 S.F.

AVAILABLE RETAIL		
ROOM #	SQUARE FOOTAGE	STORE FRONTAGE
3	3,000 S.F.	30'



LAYOUTS, DIMENSIONS, LOCATIONS, SIZES AND QUANTITIES, ETC. ARE ALL SUBJECT TO VERIFICATION AND FINAL REVIEW OF OWNER AND ARCHITECT. PLAN IS FOR INFORMATIONAL PURPOSES ONLY. PROSPECTIVE TENANT NAMES ARE REPRESENTATIVE OF CURRENT INTEREST AND ACTIVITY AND DO NOT CONSTITUTE A LISTING OF EXECUTED LEASES. OWNER AND ARCHITECT ASSUME NO LIABILITY FOR THE INFORMATION SHOWN AND OFFER NO ASSURANCES THAT THIS PLAN CAN BE MET OR IS OTHERWISE OBTAINABLE.



PINE GROVE SQUARE
 ROUTE 58 & GEORGE JR. REPUBLIC DRIVE
 GROVE CITY, PA 16127

LG REALTY ADVISORS, INC.
 535 SMITHFIELD STREET
 SUITE 900
 PITTSBURGH, PA 15222
 (412) 281-9100

DATE: 5/11/18	APPROVED BY: GJH	DWN BY: JRW
SCALE: 1"=40'		CHKD. BY: DSD
Civil & Environmental Consultants, Inc.		SHEET 1 OF 1
333 Baldwin Road Pittsburgh, PA 15205-9702 (412) 429-2324 • (800) 365-2324		DRAWING NUMBER LP-1

CEC: 182-355

P:\1818\182-355-000\Drawings\GROVE SQUARE\PLN\GROVE SQUARE.PLN 5/11/2018 1:48 PM