



**MANCHESTER
NEW
SQUARE**

WHY MANCHESTER?

Manchester is a world-class city which offers people a great place to live, work and visit.

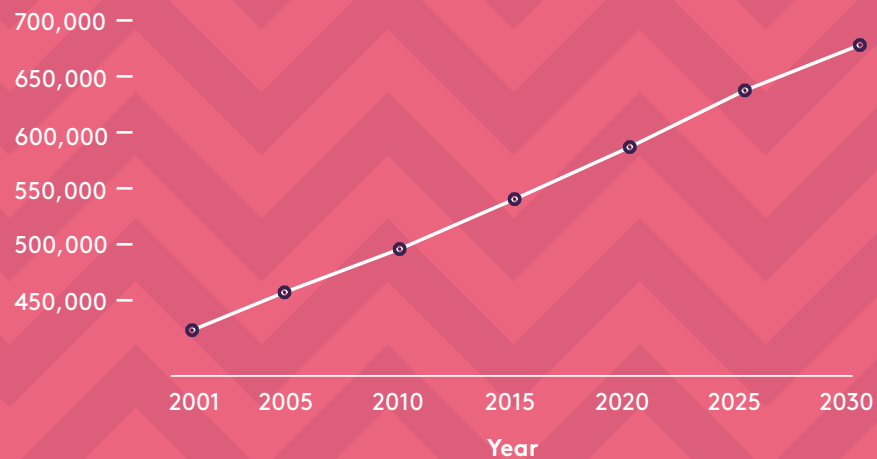
The population of Greater Manchester is 2.8 million and the population of Manchester is projected to rise by 17.6% from 2019 to 2030 (source: Manchester City Council).

Manchester New Square is located in one of the city's highest growth areas, with the population in this area projected to increase by 61.5% by 2030, which is over three times higher than the average for Manchester (source: Manchester City Council).

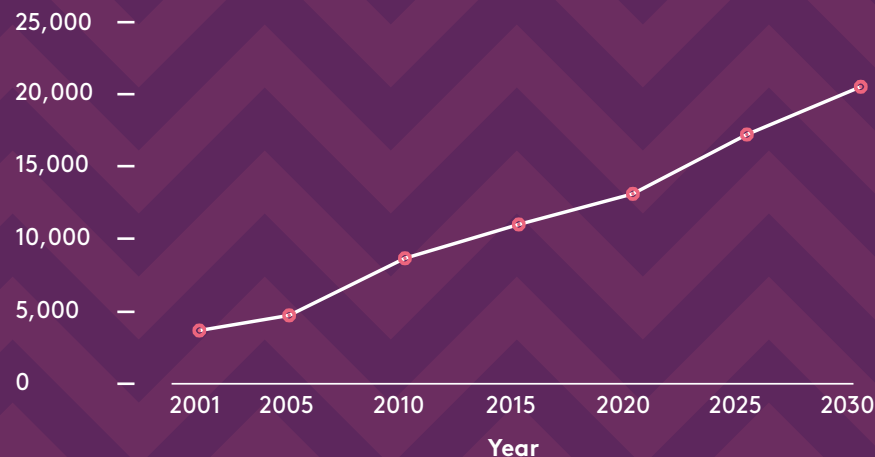
Over 300,000 people work in the city on a daily basis and these people, coupled with the millions of tourists that now visit the city, make it an attractive location for occupiers.

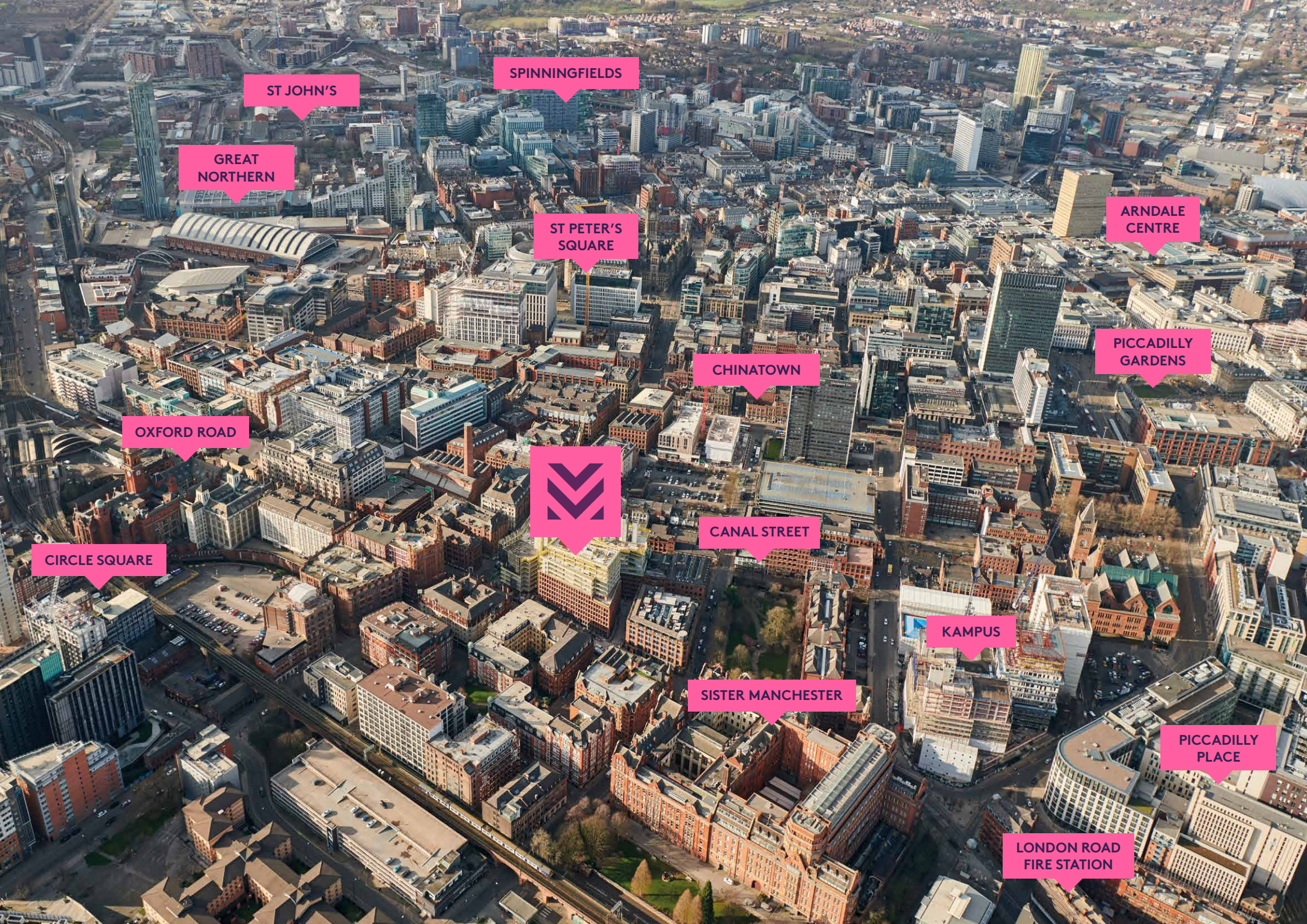
In 2018 The Economist ranked the city the best in the UK to live in, in its Liveability Index. On a global level, Manchester's ranking jumped 16 places in 2018, to place it 35th in the world's best cities to live in. The rankings are based on 100 criteria including culture, infrastructure, economic stability, environment and education.

POPULATION FORECASTING – MANCHESTER



POPULATION FORECASTING – PICCADILLY





ST JOHN'S

SPINNINGFIELDS

GREAT
NORTHERN

ST PETER'S
SQUARE

ARNDALE
CENTRE

PICCADILLY
GARDENS

CHINATOWN

OXFORD ROAD



CANAL STREET

CIRCLE SQUARE

KAMPUS

SISTER MANCHESTER

PICCADILLY
PLACE

LONDON ROAD
FIRE STATION

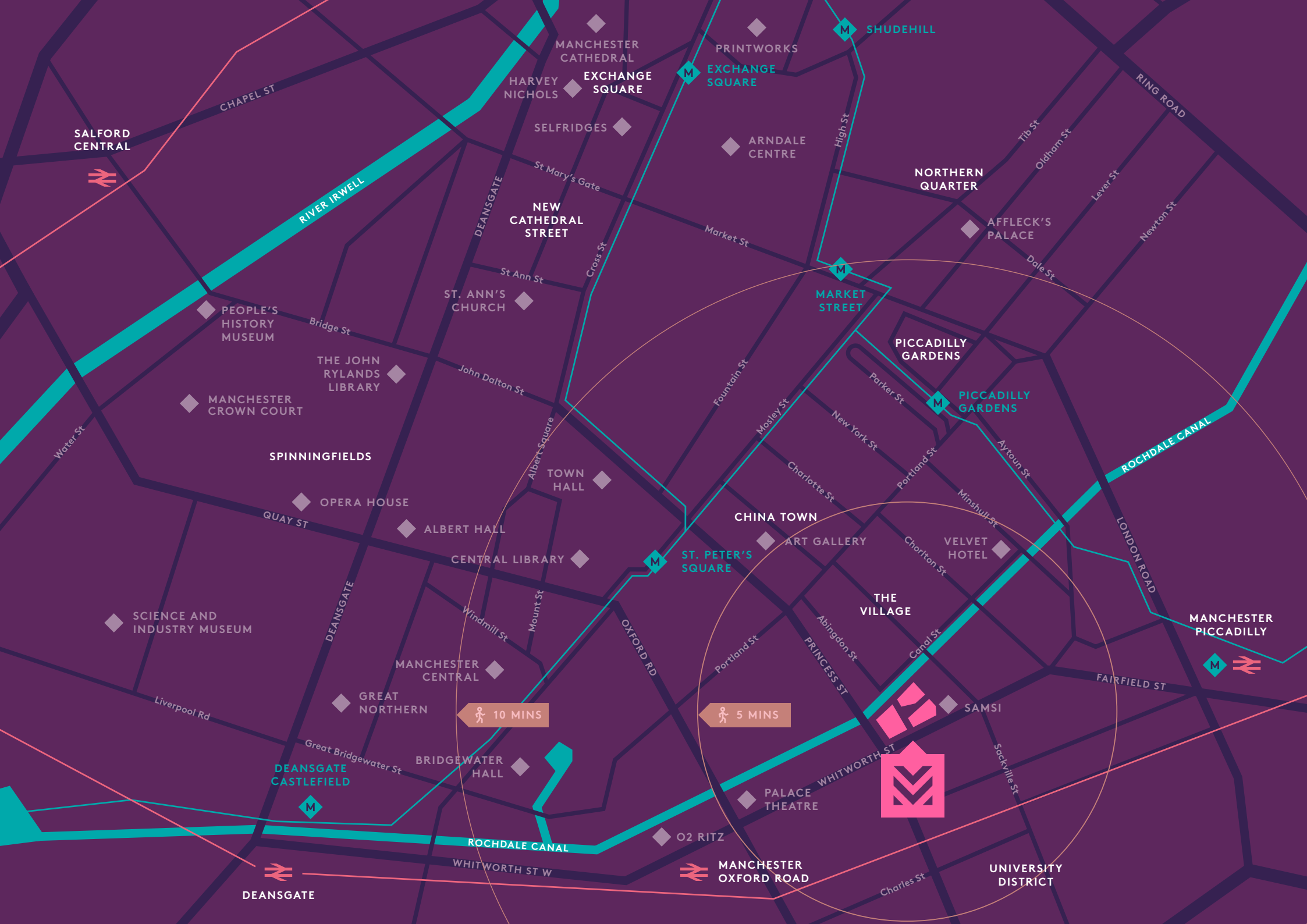
LOCATION

Manchester New Square is located in Manchester city centre, on the corner of Princess Street and Whitworth Street, 5 minutes walk from Piccadilly Train Station.

Its central position within the city means that Manchester New Square is surrounded by a mixture of residential, offices, hotels and leisure uses.

It forms part of an important conservation area within the city, which the Council describe as "uniquely Mancunian in character, its physical form being established by the wealth of fine Victorian and Edwardian buildings erected between 1850 and 1920. They reflect the historical importance of the textile industry in the city".





SALFORD CENTRAL



CHAPEL ST

RIVER IRWELL

MANCHESTER CATHEDRAL
HARVEY NICHOLS
EXCHANGE SQUARE

PRINTWORKS
EXCHANGE SQUARE

SHUDEHILL

SELFRIDGES

ARNDALE CENTRE

NORTHERN QUARTER

AFFLECK'S PALACE

NEW CATHEDRAL STREET

PEOPLE'S HISTORY MUSEUM

THE JOHN RYLANDS LIBRARY

MANCHESTER CROWN COURT

ST. ANN'S CHURCH

MARKET STREET

PICCADILLY GARDENS

PICCADILLY GARDENS

SPINNINGFIELDS

TOWN HALL

CHINA TOWN

ST. PETER'S SQUARE

VELVET HOTEL

ROCHDALE CANAL

OPERA HOUSE

ALBERT HALL

CENTRAL LIBRARY

ART GALLERY

THE VILLAGE

MANCHESTER PICCADILLY

SCIENCE AND INDUSTRY MUSEUM

QUAY ST

MANCHESTER CENTRAL

GREAT NORTHERN

BRIDGEWATER HALL

5 MINS

10 MINS

DEANSGATE CASTLEFIELD

BRIDGEWATER HALL

PALACE THEATRE

O2 RITZ

SAMSI

ROCHDALE CANAL

WHITWORTH ST W

MANCHESTER OXFORD ROAD

UNIVERSITY DISTRICT

DEANSGATE



THE OPPORTUNITY



The developer, Urban & Civic plc, have developed three individually designed, 12-15 storey buildings around a tranquil landscaped square.

The 351 one, two and three bedroom apartments are all generously proportioned and the ground floor offers scope for up to six retail and leisure units, some of which can be combined together if required.









FUWA
FUWA

MANCHESTER
NEW SQUARE
SALES OFFICE
0161 200 1669

GRAND
OPENING

GRAND
OPENING

GRAND
OPENING

GRAND
OPENING



AVAILABILITY & PLAN




BUILDING B1 LINTER

UNIT	GIA sq m	sq ft
Unit 01	348.0	3,745.8
TOTALS	348.0	3,745.8

BUILDING B2 CALICO

UNIT	GIA sq m	sq ft
Unit 01	LET TO	
Unit 02+03*	LET TO	
TOTALS	638.5	6,873.2

BUILDING B3 CARDING

UNIT	GIA sq m	sq ft
Unit 01	84.5	909
Unit 02	LET TO	
TOTALS	213.5	2,298

*Let subject to planning



For further details please contact:



Daniel Harris
dh@dh-property.co.uk
07973 761848

A development by

Urban&Civic

In partnership with

