

TO LET

UNIT 11

3,241
sq ft

 **BEESTON COURT**
RUNCORN, CHESHIRE. WA7 1SR

 target.detail.less



3,241
sq ft







DESCRIPTION

An end-terrace industrial property occupies a very prominent location on Beeston Court, Manor Park Industrial Estate, with close proximity to the Daresbury Expressway.

The property is of steel portal frame construction with metal clad elevations and flat roof.

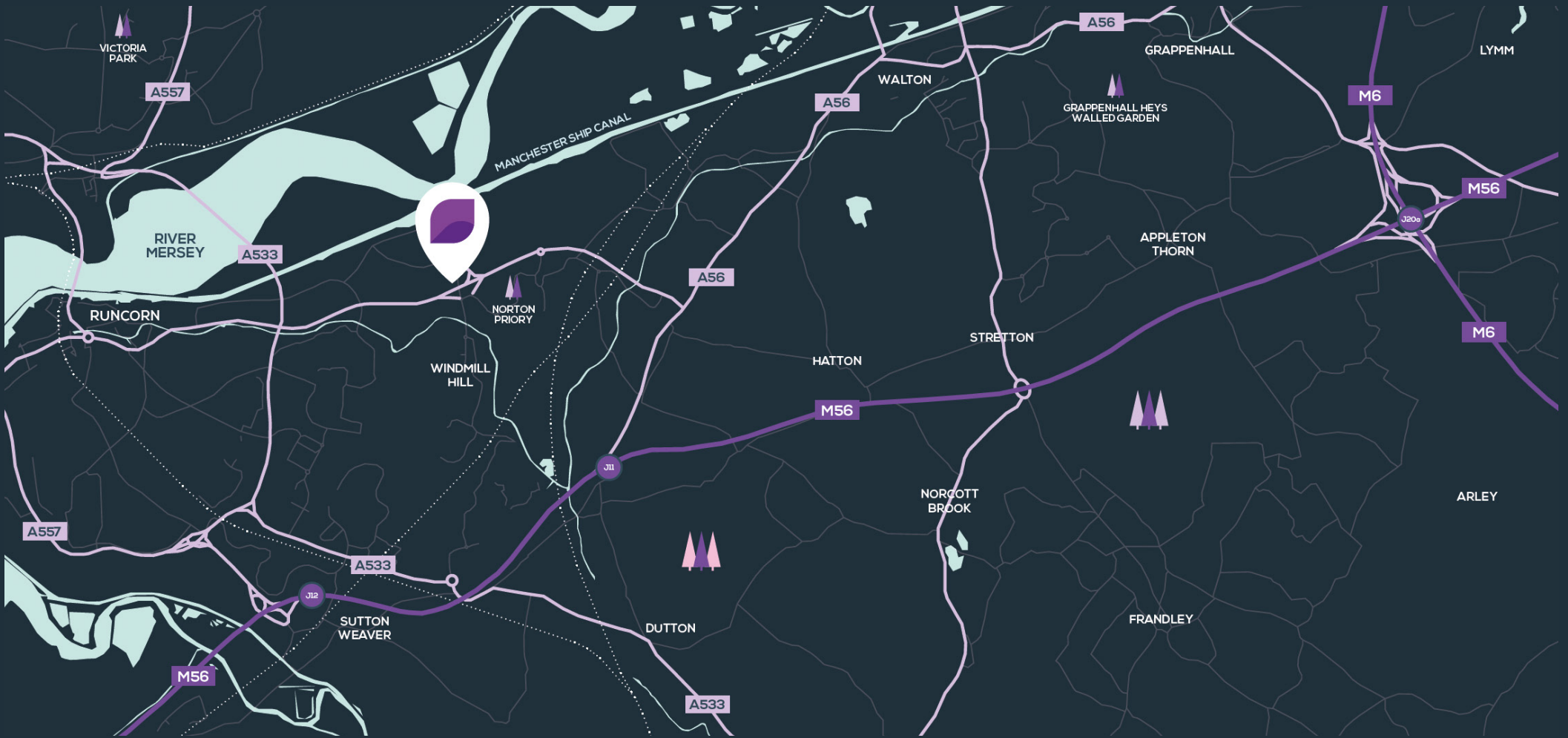
The accommodation comprises of an open plan warehouse together with offices and WC.

PROPERTY BENEFITS:

-  Open warehouse
-  Warehouse served by two roller shutter doors
-  Loading area to the rear
-  Car parking at the front and rear
-  3 phase electric
-  Private WC

GALLERY





LOCATION

Manor Park Industrial Estate is located adjacent to the A558 about 4 miles north east of Runcorn town centre. The Estate benefits from direct access to the M56 Junction 11, which is about 2 miles away.

Manor Park is on one of the leading business estates in the North West and provides industrial and office accommodation.



BEESTON COURT

USE

We understand that the property has consent for B1/B2 & B8 uses.

SERVICE CHARGE

Available on request.

BUSINESS RATES

We advise that any prospective tenant should check the Rateable Value with the Valuation Office Agency or Halton Borough Council.

 [target.detail.less](https://www.target.detail.less)

CONTACT US



FI REAL ESTATE
MANAGEMENT

0845 500 61 61

enquiries@fi-rem.com

www.fi-rem.com

Curt Parkinson

 cparkinson@fi-rem.com

 07341 991 759