

Logistics / Distribution Facility Fully Refurbished

79,609 Sq Ft (7,395.9 Sq M)

4.8 acre site with low site density of 34%

Immediately Available

To Let / For Sale

PB 80
PETERSFIELD

Bedford Road, Petersfield
GU32 3QD

**REFURBISHMENT
WORKS COMPLETE**

primebox80.co.uk

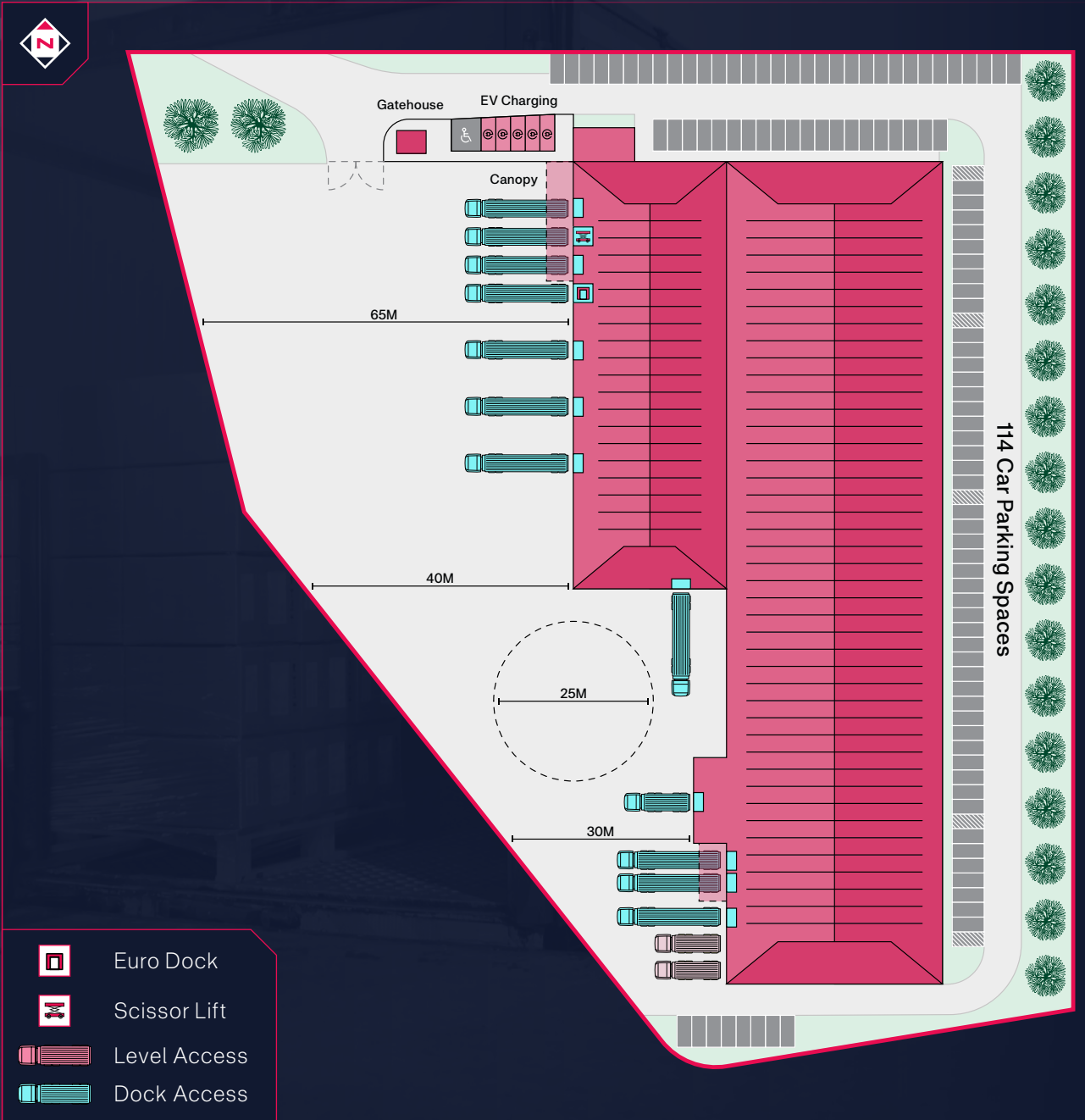
A rare opportunity to acquire a fully refurbished modern unit either For Sale or To Let. The property is situated within the main industrial estate in Petersfield on Bedford Road with **immediate access to the A3**.

The fully refurbished unit is available for **immediate occupation**, with the warehouse returned to fully open plan space and benefiting from 14 loading doors, 65m maximum yard depth and 114 car parking spaces with 5 EV charging points.





The local area features a range of **established occupiers and amenities** such as;



-  12 Dock Doors
Inc. 1 Euro Dock Door
& 1 Scissor Lift
-  2 Level
Loading Doors
-  7.4m
Eaves Height
-  590 kVA
Power Supply
-  Up to 65m
Yard Depth
-  360 Degree
HGV Circulation
-  EPC
Rating A
-  PV Ready
-  Gatehouse
for Additional
Security
-  114 Car
Parking Spaces
(5 EV Charging)
-  6,750 Euro
Pallet Spaces
-  CAT A First
Floor Office
Accommodation



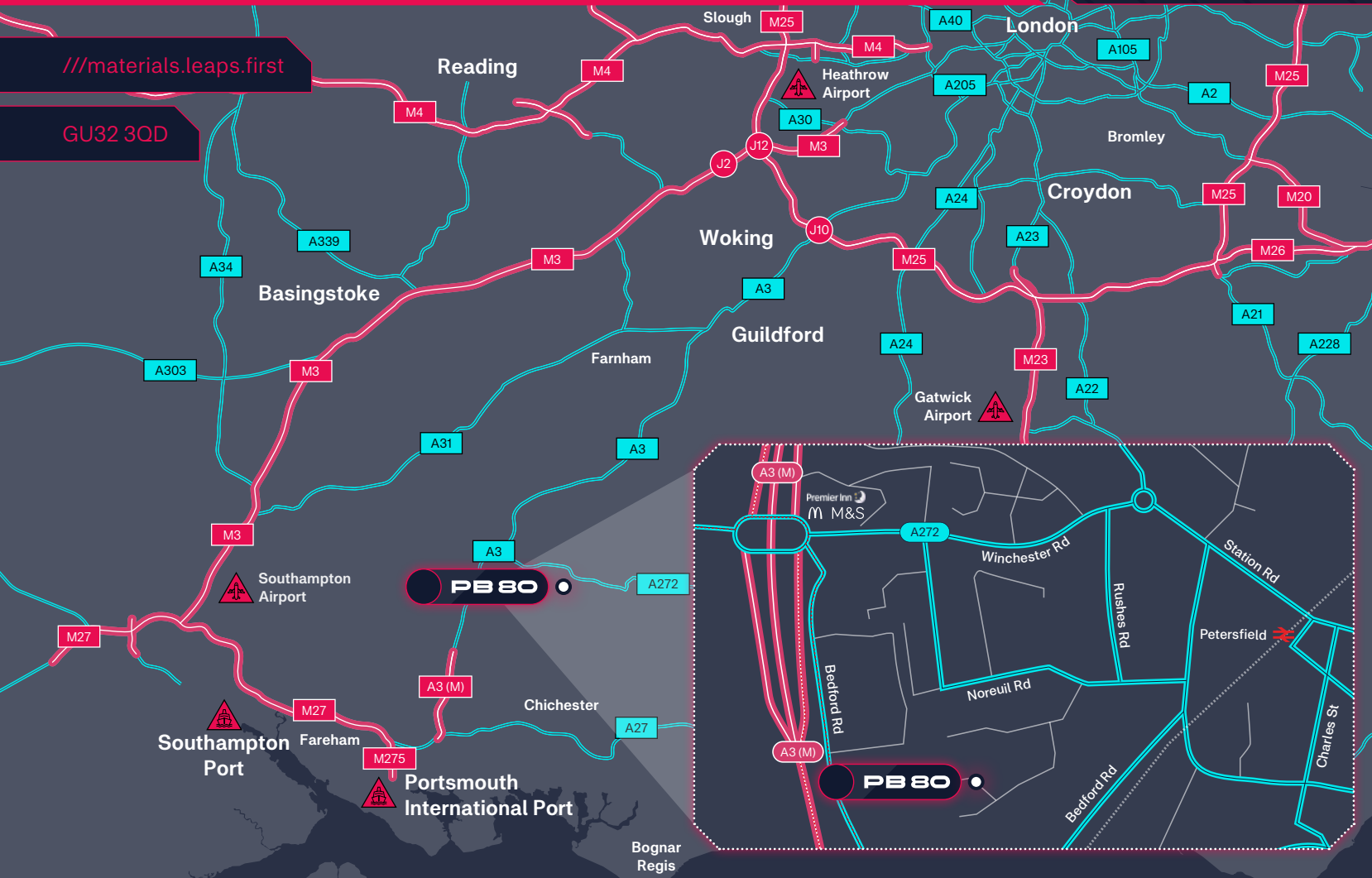
AREA	SQ FT
Ground Floor Warehouse	68,854
Ground Floor Welfare/Office	2,193
First Floor Office	8,342
Gatehouse	220
Total	79,609

-  Euro Dock
-  Scissor Lift
-  Level Access
-  Dock Access



LOCATION & CONTACT

PB 80



///materials.leaps.first

GU32 3QD

AVISON YOUNG

Chris Proctor
07798 690 234
chris.proctor@avisonyoung.com

Sam Vyas
07962 362 708
sam.vyas@avisonyoung.com

SHW

Tim Hardwicke
07989 420 989
thardwicke@shw.co.uk

Duncan Marsh
07970 524 840
dmarsh@shw.co.uk

primebox80.co.uk

Developed by



PRIMEBOX



Car Drive Times
A3 0.3 miles / 1 min
Portsmouth 18 miles / 21 mins
Central London 57 miles / 101 mins

Average Train Times From Petersfield
Portsmouth 32 mins
Guildford 33 mins
London Waterloo 64 mins

Airport Drive Times
Southampton Airport 33 miles / 33 mins
London Heathrow 47 miles / 66 mins
London Gatwick 60 miles / 68 mins

Port Drive Times
Portsmouth International Port 18 miles / 21 mins
Port of Southampton 43 miles / 50 mins
London Gateway 90 miles / 134 mins

For the joint agents and the vendors or lessors of this property whose agents they are, give notice that: 1) The particulars are set out as a general outline only for the guidance of intending purchasers or lessors and do not constitute, nor constitute part of, an offer or contract. 2) All descriptions, dimensions, references to condition and necessary permission for use and occupation, and other details, are given in good faith and are believed to be correct but any intending purchasers or tenants should not rely on them as statements or representations of fact but satisfy themselves by inspection or otherwise as to the correctness of each of them. 3) No person in the employment of the joint agents has any authority to make or give any representation or warranty whatever in relation to this property. January 2025. Designed & produced by cormackadvertising.com