

A

ALDERLEY PARK

53° 16' 46" N 002° 14' 12" W

No.3

GLASSHOUSE

Fully-fitted workspace

Available from Autumn 2024

*Be part of
a thriving
community*







*Welcome to **GLASSHOUSE** at **ALDERLEY PARK**: where ideas are housed but never contained*

Glasshouse is a rare haven for innovative and forward-thinking companies, offering a range of state-of-the-art office space.

In a crowded, hectic world, where space is scarce, Glasshouse bucks the trend, with generous workspaces set in beautiful, extensive grounds, surrounded by exceptional facilities. More than this, it's home to a collaborative community. A place where like-minded, future-facing businesses live, breathe and participate under one roof. Glasshouse is more than a workspace, it's a platform for ideas and success. Because at Glasshouse, ideas are housed, but never contained.

The latest development at Glasshouse, No. 3, offers inspiring office space from 1,367 sq ft up to 2,873 sq ft, with fully-fitted and furnished options available - ready for you to move straight in.

With workspaces designed to boost innovation and creativity, No. 3 offers breakout spaces, meeting spaces and communal tea and coffee points, all centrally located adjacent to the thriving Glasshouse atrium.

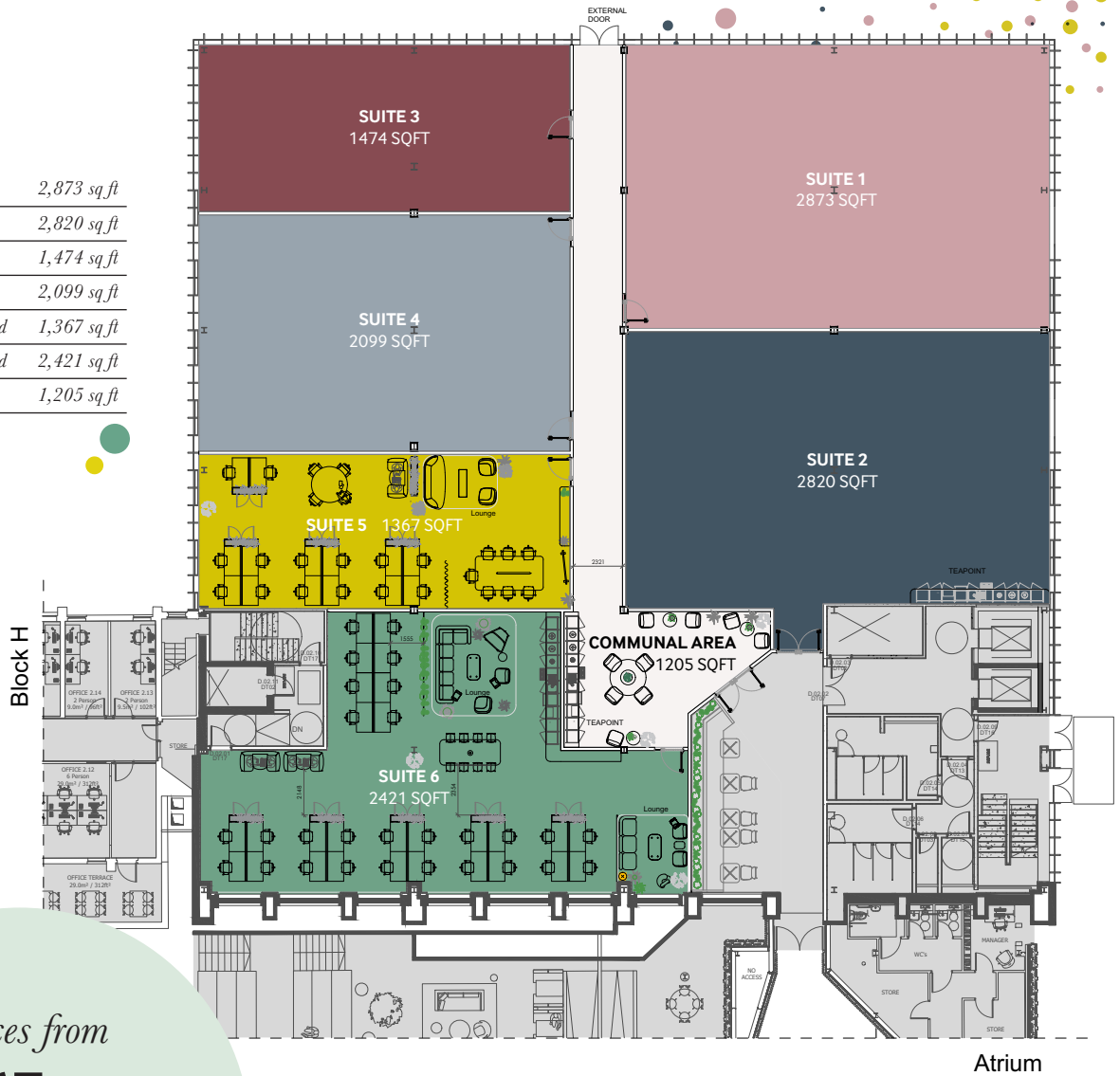


SPLIT SUITE

GROUND FLOOR

Area schedule (approx. values)

SUITE 1	2,873 sq ft
SUITE 2	2,820 sq ft
SUITE 3	1,474 sq ft
SUITE 4	2,099 sq ft
SUITE 5 <i>Fitted and Furnished</i>	1,367 sq ft
SUITE 6 <i>Fitted and Furnished</i>	2,421 sq ft
COMMUNAL AREA	1,205 sq ft



Offices from
1,367 sq ft
up to
2,873 sq ft

Enquire today

Sam Birtwistle
 Senior Commercial Manager
sam.birtwistle@bruntwood.co.uk

alderleypark.co.uk/glasshouse

@AlderleyPark