

EAST ANGLIA

LOGISTICS

HUB

SNETTERTON | NR16 2FB



UNITS UP TO 1,000,000 SQ FT



FOR SALE / TO LET



UP TO 17MVA OF POWER AVAILABLE

[//recoup.topmost.roadways](http://recoup.topmost.roadways)

 **BOUDICA**
DEVELOPMENTS



East Anglia Logistics Hub represents the region's newest distribution destination. With immediate access off the A11, this exciting opportunity offers a gateway to Cambridge, Norwich, and the wider UK highways network. The site is strategically located near to the A14 (the UK's premier East/West highway), and offers easy access to the 'Golden Triangle' of the M1, M6 and M42. There is also easy access to the port of Felixstowe, Britain's biggest and busiest container port, and one of the largest in Europe, handling 48% of the nation's containerised trade.

The scheme is able to accommodate a broad range of occupational requirements, across 3 plots. Plot 1 (12.75 Acres) has planning consent for up to 220,000 sq ft of employment use in a variety of configurations.

Plot 2 (30 acres) has detailed planning permission on part for 100,000 sq ft and is capable of delivering units up to 500,000 sq ft. Freehold, leasehold and turnkey options are available.

The Plot 3 land will accommodate further units ranging from 50,000 - up to 1,000,000 sq ft subject to planning. This future phase can be delivered on a leasehold / freehold or D&B turnkey basis.

The first phases of the development are proposed to commence in mid 2025. The development has secured up to 17 MVA of power energised from the new primary substation, this will be available by mid 2026.




SNETTERTON | NR16 2FB

SNETTERTON | NR16 2FB




INDICATIVE IMAGE

MASTERPLAN


FLEXIBLE UNIT CONFIGURATIONS


LEASEHOLD AVAILABLE


FREEHOLD AVAILABLE


UP TO 17 MVA OF POWER ENERGISED


35 - 50M DEDICATED YARDS

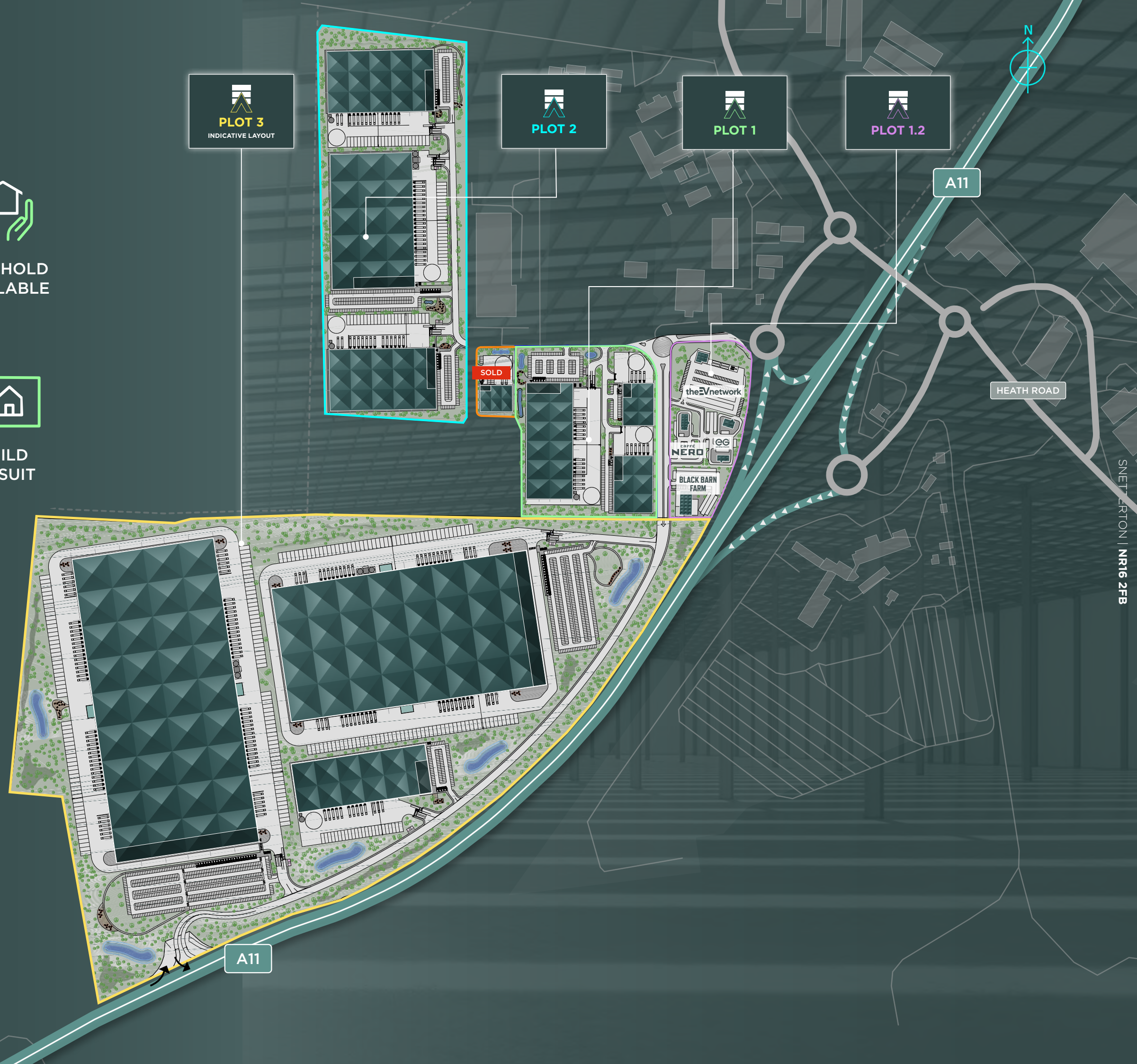

BUILD TO SUIT

MEET YOUR DEVELOPER



Boudica Developments is a regional developer based in East Anglia. The Boudica team has successfully delivered over a million square feet of property across the UK, partnering with top consultancy teams to provide efficient solutions tailored to operator requirements.

At Snetterton, Boudica offers a variety of occupational options, including Freehold, Leasehold, and Design & Build Turnkey solutions. We are committed to delivering a bespoke service to all potential operators by thoroughly understanding their needs and providing practical, deliverable solutions.



SNETTERTON | NR16 2FB

SNETTERTON | NR16 2FB

EAST ANGLIA

LOGISTICS HUB

 NORWICH
30 mins
NORWICH RESEARCH PARK
23 mins

 **PLOT 2**

 **PLOT 1**

 **PLOT 1.2**
EV / AMENITY

UNDER OFFER

SNETTERTON RENEWABLE POWER STATION

Natures Menu

SOLD

 METRO
SUPPLY CHAIN GROUP

Travis Perkins

 dpd

 FAIRFAX & FAVOR

 FedEx

 FOULGER

 KETE

STARBUCKS

McDonald's

A14
33 mins
CAMBRIDGE RESEARCH PARK
48 mins
CAMBRIDGE
57 mins
FELIXSTOWE
1 hr 11 mins



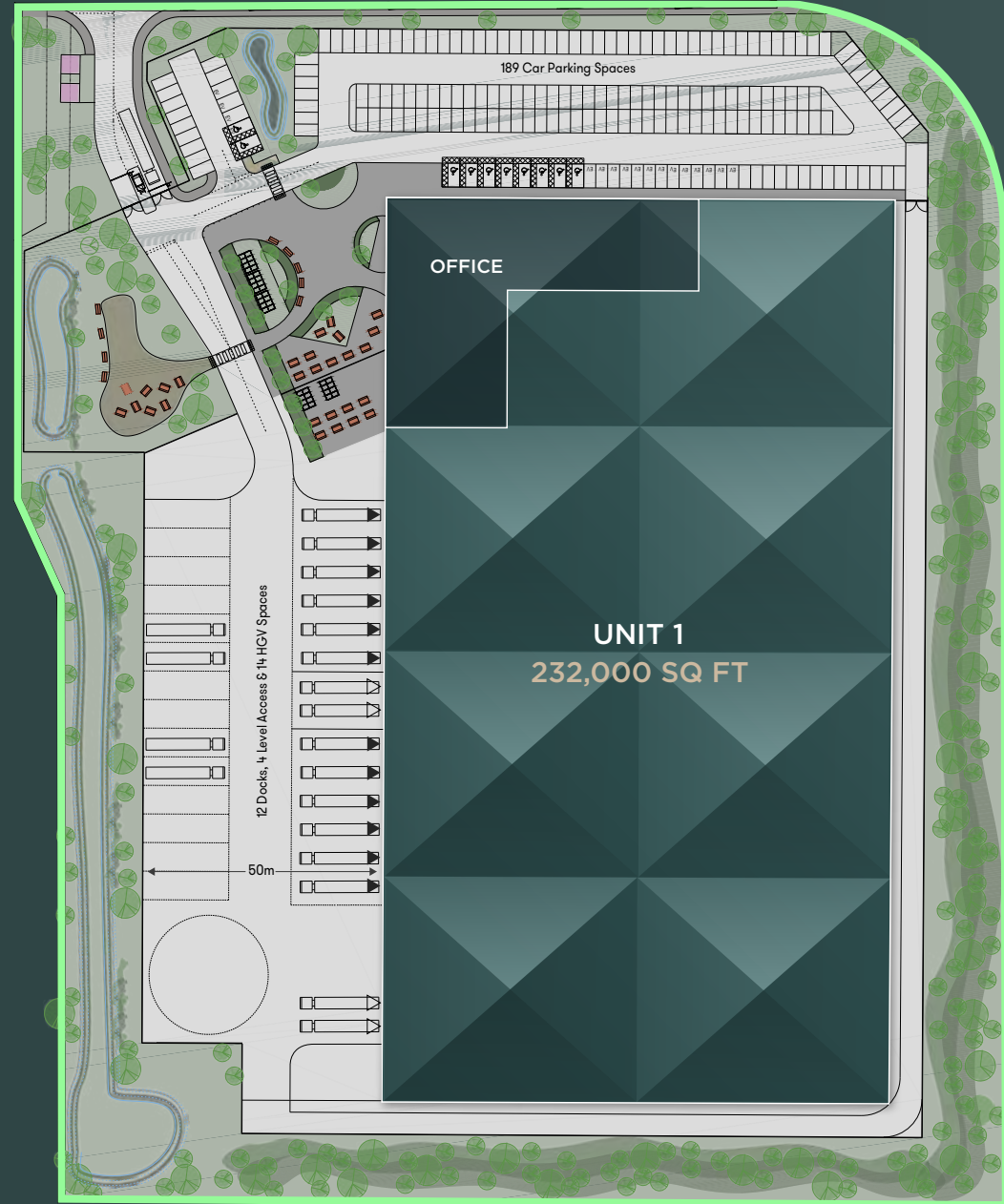
PLOT 3
120 ACRES ACCOMMODATING
UNITS OF UP TO 1M SQ FT

SNETTERTON | NR16 2FB


SNETTERTON | NR16 2FB



PLOT 1 OPTION ONE




FLEXIBLE
UNIT
CONFIGURATIONS



UP TO 17 MVA
OF POWER
ENERGISED



LEASEHOLD
AVAILABLE



FREEHOLD
AVAILABLE



35 - 50M
DEDICATED
YARDS



BUILD
TO
SUIT



PLOT 1 OPTION TWO




UNIT 1	SQ M	SQ FT
Warehouse	20,439	220,000
Office	1,115	12,000
TOTAL	21,554	232,000


UNIT 1	SQ M	SQ FT	UNIT 2	SQ M	SQ FT	UNIT 3	SQ M	SQ FT
Warehouse	2,787	30,000	Warehouse	4,645	50,000	Warehouse	11,613	125,000
Office	232	2,500	Office	464	5,000	Office	743	8,000
TOTAL	3,019	32,500	TOTAL	5,109	55,000	TOTAL	12,356	133,000



PLOT 2 OPTION ONE




**FLEXIBLE
UNIT
CONFIGURATIONS**



**UP TO 17 MVA
OF POWER
ENERGISED**



**LEASEHOLD
AVAILABLE**



**FREEHOLD
AVAILABLE**



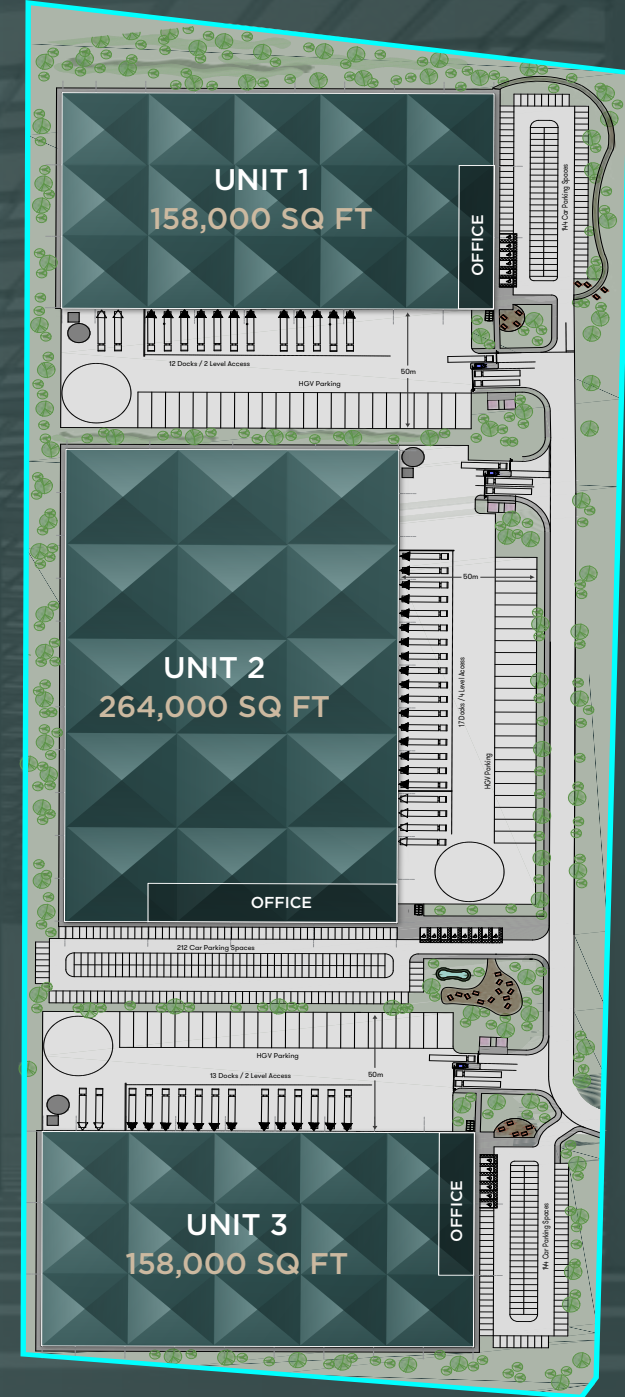
**35 - 50M
DEDICATED
YARDS**



**BUILD
TO
SUIT**



PLOT 2 OPTION TWO



UNIT 1	SQ M	SQ FT
Warehouse	46,452	500,000
Office	2,415	26,000
TOTAL	48,867	526,000

UNIT 1	SQ M	SQ FT	UNIT 2	SQ M	SQ FT	UNIT 3	SQ M	SQ FT
Warehouse	13,935	150,000	Warehouse	23,225	250,000	Warehouse	13,935	150,000
Office	743	8,000	Office	1,300	14,000	Office	743	8,000
TOTAL	14,678	158,000	TOTAL	24,525	264,000	TOTAL	14,678	158,000



PLOT 3

INDICATIVE LAYOUT



FLEXIBLE UNIT CONFIGURATIONS



UP TO 17 MVA OF POWER ENERGISED



LEASEHOLD AVAILABLE



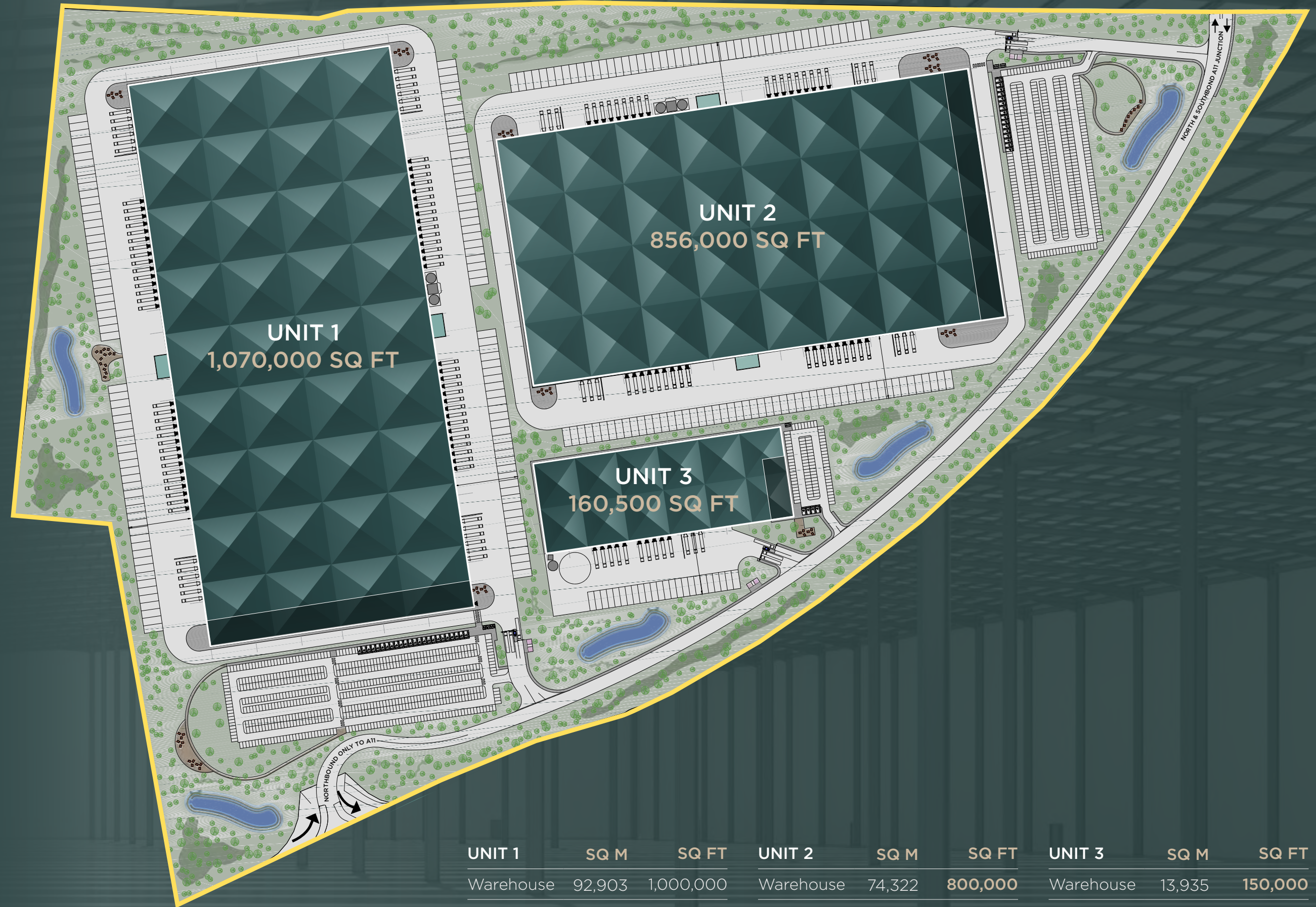
FREEHOLD AVAILABLE



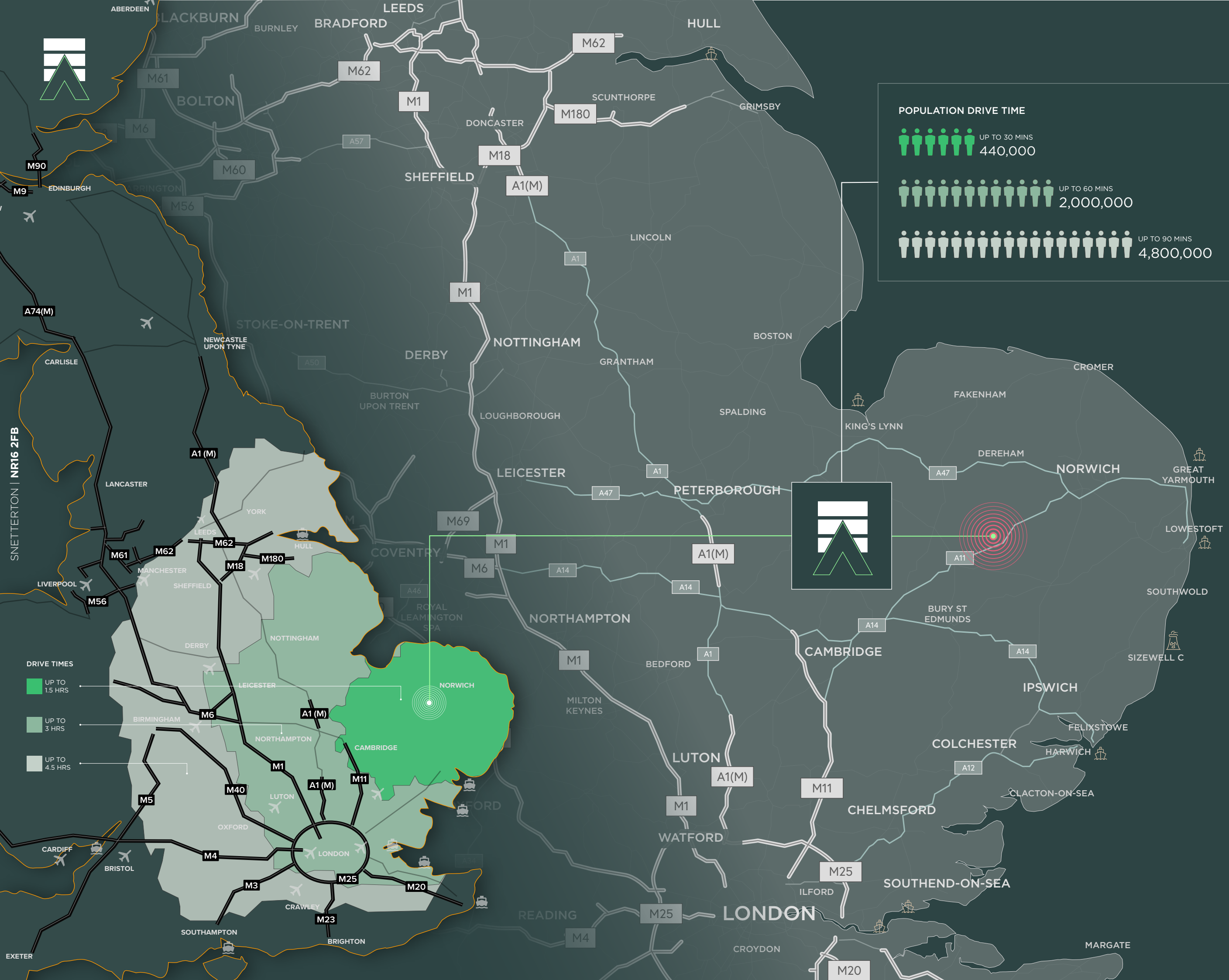
35 - 50M DEDICATED YARDS



BUILD TO SUIT



	UNIT 1	SQ M	SQ FT	UNIT 2	SQ M	SQ FT	UNIT 3	SQ M	SQ FT
Warehouse		92,903	1,000,000	Warehouse	74,322	800,000	Warehouse	13,935	150,000
Office		6,503	70,000	Office	5,203	56,000	Office	975	10,500
TOTAL		99,406	1,070,000	TOTAL	79,525	856,000	TOTAL	14,910	160,500



DRIVE TIME	MILES	TIME
Norwich	20 miles	30 mins
A14	22 miles	33 mins
M11	46 miles	47 mins
Cambridge	44 miles	57 mins
A1	63 miles	1 hr 8 mins
Sizewell C Power Station	40 miles	1 hr 15 mins
London M25	75 miles	1 hr 17 mins
M1	106 miles	1 hr 46 mins
Central London	98 miles	2 hr 6 mins

DRIVE TIME	MILES	TIME
Port of Felixstowe	58 miles	1 hr 11 mins
Harwich Port	72 miles	1 hr 28 mins
Port of Tilbury	99 miles	1 hr 42 mins
London Gateway	101 miles	1 hr 44 mins

DRIVE TIME	MILES	TIME
Norwich Airport	22 miles	45 mins
London Stansted	63 miles	1 hr 8 mins
London Luton	81 miles	1 hr 35 mins

TRAIN TRAVEL TIME	TIME
Norwich	33 mins
Cambridge	53 mins
London	1 hr 45 mins

EAST ANGLIA LOGISTICS HUB

SNETTERTON | NR16 2FB

///recoup.topmost.roadways

Opportunities are available on either a leasehold or freehold basis

For further information, please contact the joint agents below:

DTRE

OLLIE WITHERS

M: +44 (0)7496 852 526
E: Ollie.Withers@dtre.com

RICHARD HARMAN

M: +44 (0)777 620 0143
E: Richard.Harman@dtre.com



PHIL DENNIS

M: +44 (0) 7799 221 113
E: PDennis@savills.com

JOHN MADOCKS WRIGHT

M: +44 (0) 7807 999 635
E: JMWright@savills.com



JAMES SAXBY

M: +44 (0)7801 667 692
E: James.Saxby@jll.com

GEMMA CONSTANTINOU

M: +44 (0)7936 038 873
E: Gemma.Constantinou@jll.com



DISCLAIMER PROPERTY DETAILS: These particulars, whilst believed to be accurate are set out as a general outline only for guidance and do not constitute any part of an offer or contract. Intending purchasers should not rely on them as statements or representation of fact, but must satisfy themselves by inspection or otherwise as to their accuracy. We have not carried out a detailed survey nor tested the services, appliances and specific fittings. Room sizes should not be relied upon for carpets and furnishings. The measurements given are approximate. No person in this firm's employment has the authority to make or give any representation or warranty in respect of the property.

Designed and created by www.eighty.studio