

TO LET | Units ranging from 2,960 - 28,222 sq ft (GEA)

# BROMLEY BOOST

New Build Urban Logistics Development

11 Best in Class Ultra Sustainable Units

Ready for Occupation Q2 2026



[sting.tips.offer](https://www.stingtips.offer)

[www.bromleyboost.co.uk](https://www.bromleyboost.co.uk)

24 - 34 Farwig Lane | Bromley | Kent | BR1 3RB

 MITSUBISHI ESTATE

 EVOLAKE

# BOOST YOUR POTENTIAL IN BROMLEY

Bromley Boost offers an unrivaled opportunity for warehousing and last-mile distribution in an inner South East London Location. With a population of 652,945 within a 15-minute drive time the site is perfectly placed to service Bromley and the wider South London area.

PRIME LOCATION



STRATEGIC CONNECTIVITY



SUSTAINABLE AND MODERN DESIGN



WORKFORCE AVAILABILITY



TARGETING EPC A+ RATING



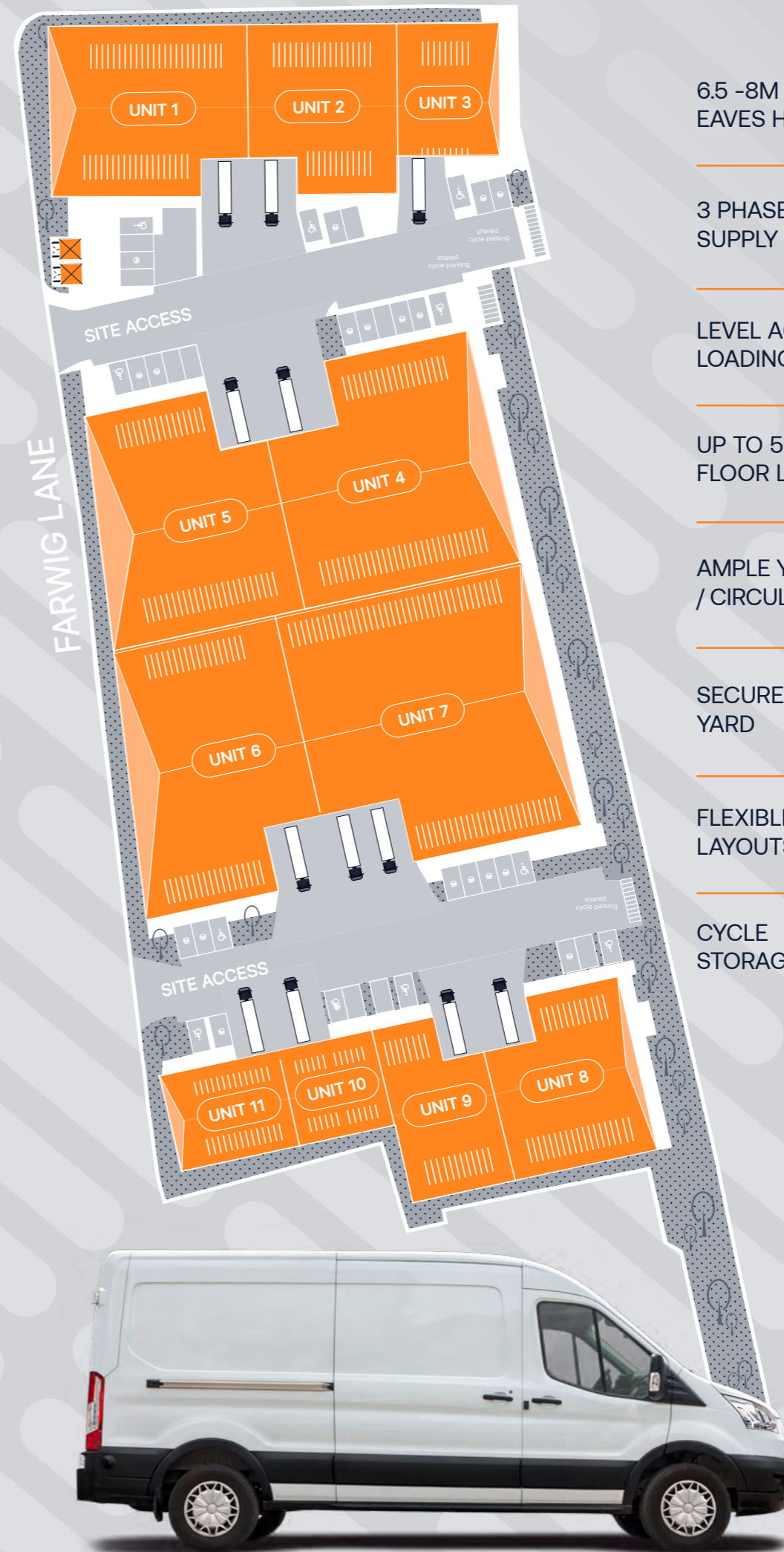
TARGETING BREEAM EXCELLENT



# YOUR SPACE, YOUR WAY

Unit	Ground Floor (sq m   sq ft)	First Floor (sq m   sq ft)	Total (sq m   sq ft)	Car Parking Spaces	Loading Doors
1	561   6,039	149   1,604	710   7,642	4	1
2	458   4,930	87   936	545   5,866	3	1
3	255   2,745	78   840	333   3,584	3	1
4	1,042   11,216	218   2,347	1,260   13,562	6	1
5	818   8,805	166   1,787	984   10,591	5	1
6	861   9,268	173   1,862	1,034   11,129	3	1
7	1,373   14,779	215   2,314	1,588   17,093	5	2
8	528   5,683	96   1,033	624   6,716	3	1
9	354   3,810	67   721	421   4,531	2	1
10	198   2,131	77   829	275   2,960	2	1
11	247   2,659	64   689	311   3,347	2	1
<b>TOTAL (GEA)</b>	<b>6,695   72,064</b>	<b>1,390   14,962</b>	<b>8,085   87,021</b>	<b>38</b>	<b>12</b>

# BOOST



6.5 -8M  
EAVES HEIGHT



3 PHASE POWER  
SUPPLY



LEVEL ACCESS  
LOADING DOORS



UP TO 50 kN/m<sup>2</sup>  
FLOOR LOADING



AMPLE YARD DEPTHS  
/ CIRCULATION



SECURE GATED  
YARD



FLEXIBLE UNIT  
LAYOUTS



CYCLE  
STORAGE



# BRAND NEW, BEST-IN-CLASS URBAN LOGISTICS SCHEME

POPULATION REACH - 652,945 RESIDENTS WITHIN A 15-MINUTE DRIVE TIME



HOUSEHOLDS - SIGNIFICANT RESIDENTIAL DENSITY, FUELING DEMAND FOR TRADE AND LAST-MILE SERVICES



WORKFORCE AVAILABILITY - HIGH PROPORTION OF ECONOMICALLY ACTIVE RESIDENTS



# BOOST SUSTAINABILITY CREDENTIALS



TARGETING EPC A+ RATING



100% LED LIGHTING



RECYCLED MATERIALS



TARGETING BREEAM EXCELLENT



EV CHARGING POINTS



PV PANELLING



CITY OF LONDON

OXFORD CIRCUS

CANARY WHARF

LONDON CITY AIRPORT  
30 MINS / 11.5 MILES

A205

A205

BECKENHAM HILL STATION

A21

SUNBRIDGE PARK STATION

LONDON RD

# BOOST

A21

A2212

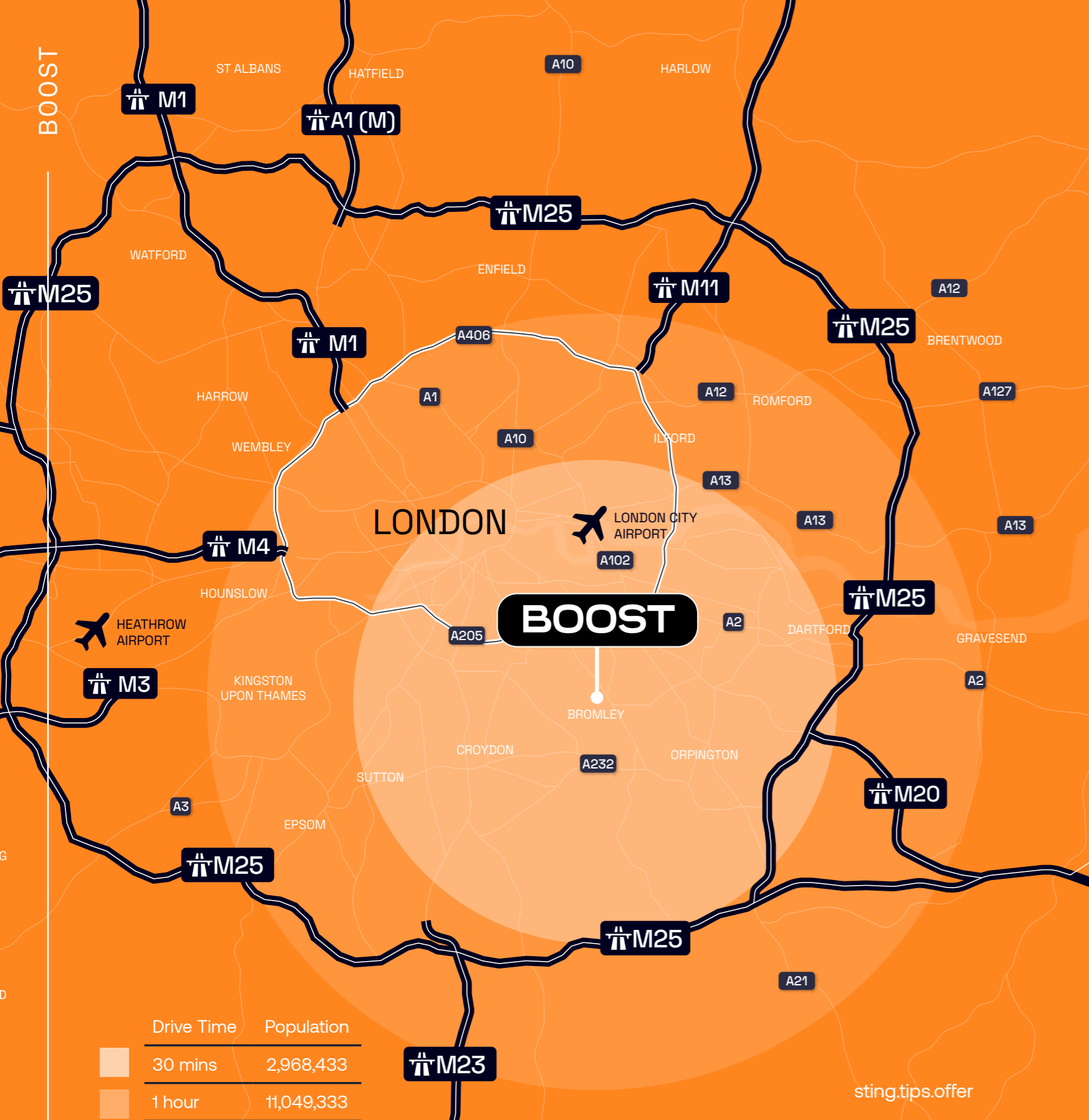
BROMLEY NORTH

M25, J3  
20 MINS/10 MILES

HEATHROW AIRPORT  
1 HR / 25.6 MILES

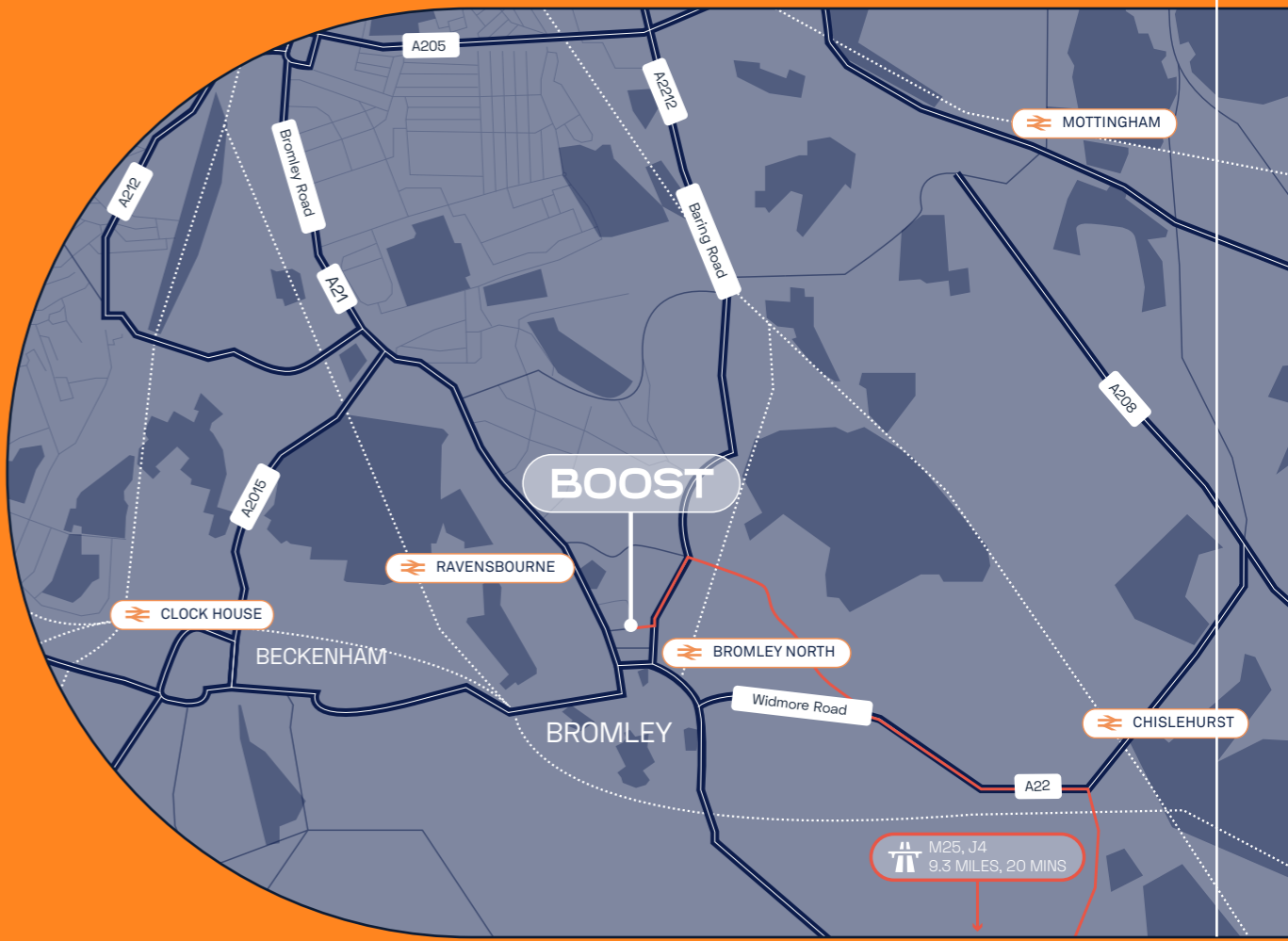
GATWICK AIRPORT  
45 MINS / 24.9 MILES

IDEALLY LOCATED FOR LAST-MILE OPERATORS WITH A POPULATION OF APPROX. 4.4 MILLION WITHIN A 10-MILE RADIUS



Bromley Boost places your business just 12 miles from Central London, enabling swift deliveries into the heart of the capital. With efficient routes via the A20, A205, and Blackwall Tunnel, you can serve the city's bustling commercial districts faster, providing the ultimate advantage for trade counters and ultra-last mile logistics.

Location	Miles	Mins
Bromley North Station	0.4 mile	2 mins
A205	3.2 miles	10 mins
A20	3.3 miles	12 mins
A232	3.6 miles	13 mins
Blackwall Tunnel	8.5 miles	30 mins
Central London	12.0 miles	60 mins
M25 (Junction 5)	13.0 miles	29 mins
Gatwick Airport	24.9 miles	45 mins



# SET FOR SUCCESS BOOSTED BY BROMLEY

# CBRE

**Alex Schofield**

+44 (0) 7971 067 984  
Alex.Schofield@cbre.com

**Joe Aherne**

+44 (0) 7501 098 788  
Joseph.Aherne@cbre.com

**Nathan Boyle**

+44 (0) 7554 779 939  
Nathan.Boyle@cbre.com

# DTRE

**Jake Huntley**

+44 (0) 7765 154 211  
Jake.Huntley@dtre.com


**Max Dowley**

+44 (0) 7548 773 999  
Max.Dowley@dtre.com

# BROMMLEY BOOST



DISCLAIMER: This brochure and all content in the brochure are provided to you on a non reliance basis without warranty of any kind either express or implied, including but not limited to the implied warranties of merchantability, fitness for a particular purpose, and non-infringement. CBRE, DTRE and Eighty Studio Ltd. makes no warranty as to the accuracy, completeness or reliability of any content in this brochure. You are responsible for verifying any information before relying on it. Use of this brochure and the content available in the brochure is at your sole risk. July 2025.

Designed and created by  [www.eightystudio.com](http://www.eightystudio.com)