

# Unit 2 G-Park Northampton

90,345 sq ft industrial and logistics speculative warehouse – available August 2025!

To Let  
Available  
August 2025

TOTAL  
GIA  
90,345  
sq ft

High spec

Strategic  
location

15m  
clear height

NN3 6WD



[eu.glp.com](http://eu.glp.com)

# Key statistics



## BUILT FOR LOGISTICS




**90,345**  
sq ft



**8,393**  
sq m



**10**  
Dock doors



**4**  
Level access doors

## STORAGE CAPACITY



**15m**  
Clear internal height



**13,881**  
VNA pallet positions



**10,367**  
Wide aisle pallet positions



**50 kN psm**  
Floor load

## ENERGY SUPPLY



**200 kVA**  
Incoming power supply



**Building**  
Environmental Analytics

## INCREASED PARKING



**64**  
Car parking spaces



**4**  
Electric car charging bays



**8**  
HGV parking spaces



**38m**  
Yard depth

## SUSTAINABILITY & WELL BEING



**'Very Good'**  
BREEAM fit-out rating



**'A'**  
EPC Rating



**Optimising**  
natural light

Internal ground floor level



**1.2m** dock wall height

**15m**  
clear internal height  
(from internal ground floor height level)

# Prime 90,345 sq ft ready for business at Moulton Park



G-Park Northampton sits in a prime location within Moulton Park, just north of the town and within 10 miles of J15 of the M1, via dual carriageway.

### High-spec logistics facility

Unit 2 is a 90,345 sq ft logistics distribution facility — available August 2025. Grade 'A' rated, the highly specified building has achieved BREEAM scoring Very Good and suitable for a range of occupiers including last mile logistics, 3PLs, retail/FMCG and manufacturers.

### Premier Northamptonshire location

Moulton Park is one of the most successful industrial estates in Northamptonshire and is already home to a wide range of regional and national businesses. Occupiers continue to be attracted by the areas' exceptional transport links, access to national markets and suitably skilled workforce.



Moulton Park Business Centre. Credit: Google Earth



### STRATEGIC LOCATION

G-Park Northampton is equidistant from London (66 miles) and Birmingham (55 miles). This prime position offers four-hour drive access to 90% of England and Wales.



### PUBLIC TRANSPORT

The No. 7 bus service travels regularly between Grange Park, the town centre, and Moulton Park. Additionally, bus stops in the immediate vicinity include services such as the No. 58, No. 54 and the X10 route connecting Northampton to Kettering, ensuring excellent public transport links.



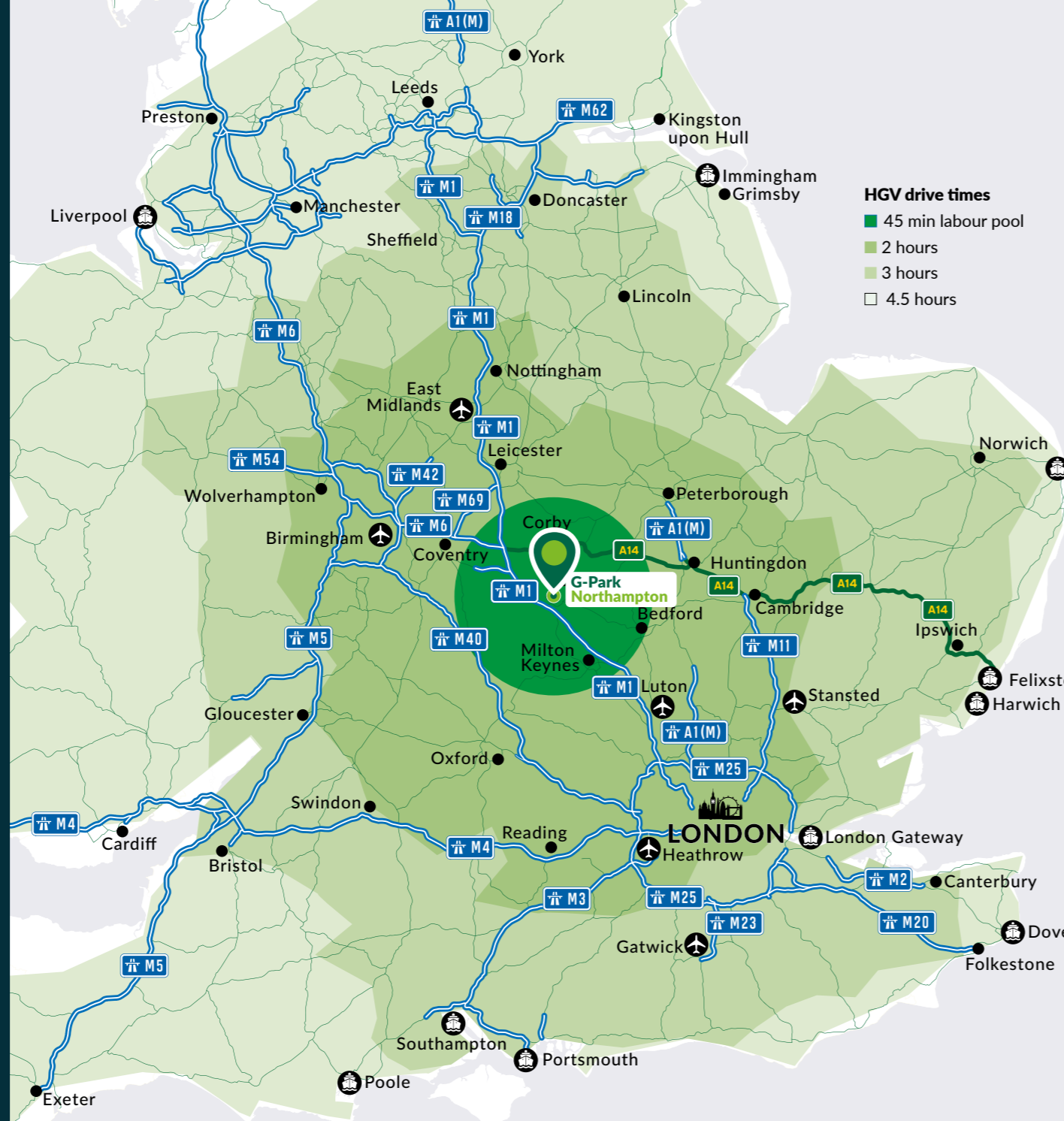
## Location

# Strategically located & well connected

Northampton is situated in close proximity to both the M1 and M40 motorways offering rapid connection to both the north and the south.

It is also within easy reach of the M6 and A14 providing excellent access to the east and west. This puts 90% of the population of England and Wales within a four hour HGV drive.

The A14 provides a direct connection to the deep-water port of Felixstowe. Southampton is as easy to reach and the Port of Liverpool is only a three hour HGV drive away. There are five international airports within two hours drive and the major rail freight terminals of DIRFT and Hams Hall can be reached in 40 minutes and 1.5 hours respectively.



## HGV DRIVE DISTANCES



Destination	Miles
M1 Junction 15	10
A14 Junction 8	11
M1/M6	20
M1/M25	52
Oxford	50
Birmingham	55
Central London	66
Sheffield	107
Manchester	138



Airports	Miles
London Luton Airport	44
East Midlands Airport	56
Heathrow Airport	74
Stansted Airport	80
Gatwick Airport	110

Source: Google Maps



Ports	Miles
London Gateway	100
Southampton	113
Felixstowe	123
Immingham & Grimsby	130
Liverpool Port	148
Dover	156

Rail Freight terminals	Miles
Daventry International Rail Freight Terminal (DIRFT)	26
Hams Hall Rail Terminal	49
East Midlands Gateway Rail Freight Terminal	52
Birch Coppice	54



cross.clear.barn  
NORTHAMPTON, UK

## Labour

# Optimising your operations: access to a skilled labour force

Northampton stands out as a prime location for logistics, boasting a deep and readily available pool of skilled labour.

This is underscored by significant regional growth, with logistics employment in Northamptonshire increasing by an impressive 50.9% over the past 15 years. This sustained growth ensures a dynamic and experienced workforce, ideal for a wide range of logistics operations.

Critically, the entire Northamptonshire region is accessible within a convenient 40-minute drive-to-work time of G-Park Northampton. This exceptional connectivity not only broadens your recruitment catchment but also ensures a reliable and efficient daily commute for your workforce, contributing to operational stability and employee satisfaction.

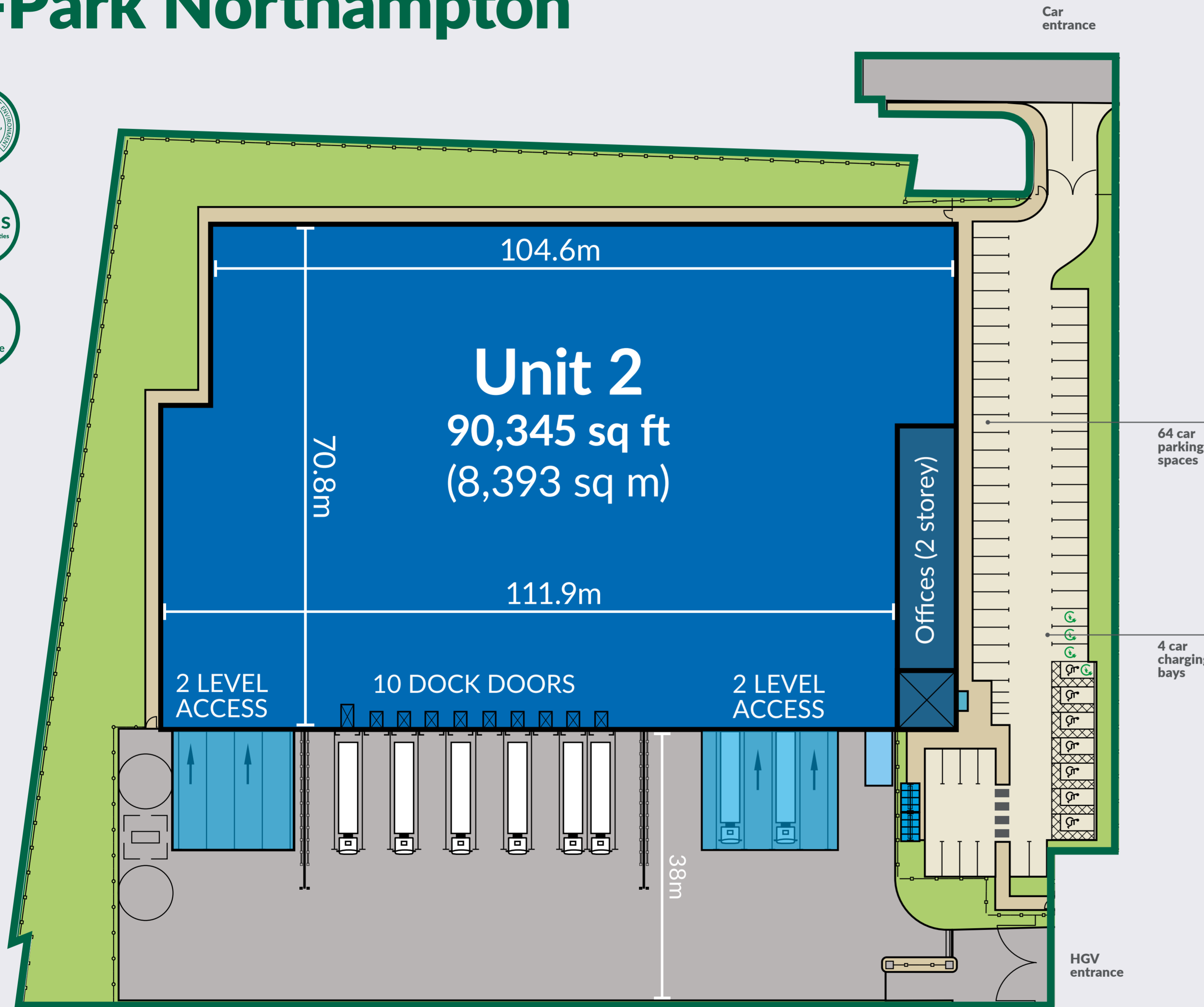
With approximately 10% of Northamptonshire's workforce employed in transport and logistics, and half of those roles within warehousing and storage, you can be confident in securing the talent needed to drive your business forward.



**Strong labour pool**

# Unit 2

## G-Park Northampton



### SCHEDULE OF ACCOMMODATION

TOTAL GIA	TOTAL GIA
90,345 SQ FT	8,393 SQ M

Warehouse	82,345 sq ft	7,650 sq m
Offices (2 storey)	8,000 sq ft	743 sq m
<b>Total GIA</b>	<b>90,345 sq ft</b>	<b>8,393 sq m</b>

### KEY FEATURES

- 15m clear height
- 4 level access
- 10 dock doors
- 8 HGV parking
- 64 car parking
- Self contained, secure site
- 38m yard depth
- 200 kVA power supply
- Building Environmental Analytics
- For first year of occupancy
- 50 kN/m<sup>2</sup> floor loading



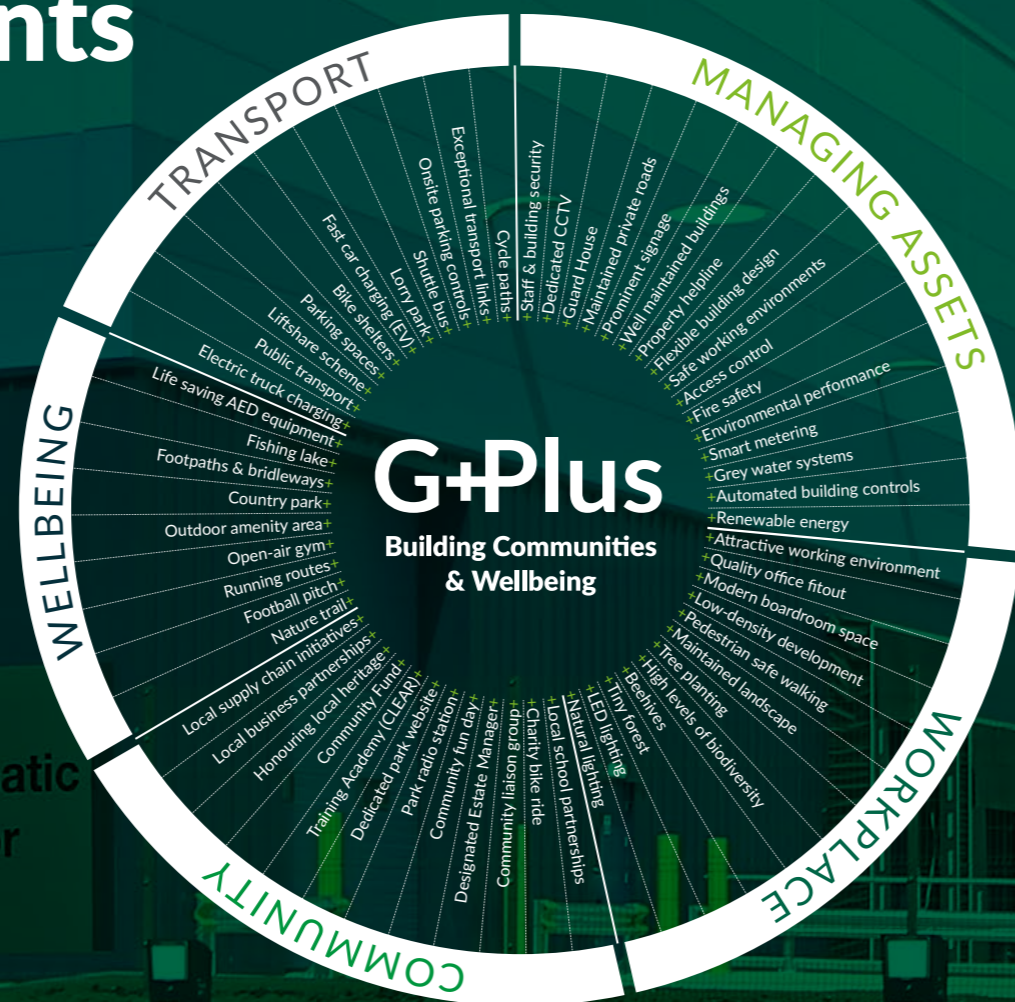
# Building environments that work for you

Transport+Managing Assets+Workplace  
+Community+Wellbeing

We're on a mission to create an environment where customers' businesses can prosper and employees enjoy coming to work. G-Plus – an initiative from GLP.

We're more than a logistics park

**G+Plus** Automatic door  
Building Communities & Wellbeing



## Benefits of working at G-Park Northampton

G-Park Northampton takes pride in establishing a remarkable workplace environment that not only prioritises the well-being and safety of your employees but also offers a range of added advantages. From secure parking and fast EV charging to easy access to transportation and a contemporary, visually appealing workspace, we go above and beyond to provide a multitude of benefits that enhance your own and your employees' overall experience.



Exceptional transport links



Safe working environments



Attractive work environment



Public transport



Renewable energy



Quality office fitout



Pedestrian safe walking



Parking spaces



Natural lighting



Bike shelters



Fast car charging (EV)



Well maintained buildings



Smart metering



Automated building controls



Modern boardroom space



Environmental performance



Grey water systems



LED lighting

\* All of the G-Plus facilities and amenities will be project dependent and agreed with each customer.

Towards Tomorrow

# Our guiding Sustainability Principles

At GLP, we're not just building warehouses, we're building a sustainable future for the logistics industry.

Towards Tomorrow, our commitment to ESG: develop and manage sustainable assets, govern with high ethics, promote well-being and value our ecosystem — goes beyond words. It's embedded in every aspect of our business, from the design and construction of our buildings to how we engage with our communities. We believe that sustainability is not just good practice, it's good business.



### 1. DEVELOP AND MANAGE SUSTAINABLE ASSETS

We aim to create and manage sustainable buildings throughout their life cycle, offering exceptional service and contributing to a low-carbon future.



### 3. PROMOTE WELL-BEING

We promote a positive work environment, prioritising a safe, diverse, and inclusive workplace while investing in our colleagues' development and well-being.



### 2. GOVERN WITH HIGH ETHICS AND TRANSPARENCY

We operate with integrity and honesty, expecting the same from our partners. High ethical standards are fundamental to all our business activities.



### 4. VALUE OUR ECOSYSTEMS

We strive to adopt a holistic approach to contribute to the preservation of the natural ecosystem and the well-being of the communities surrounding our assets.

## SUSTAINABILITY THROUGH TECHNOLOGY

Many of our customers require their warehouse buildings to demonstrate excellent environmental performance.

GLP is now recognised across the world for delivering industry-leading warehouse buildings that continuously exceed our original environmental aspirations, while supporting our customers' business operations in many effective ways.

### Ratings and targets

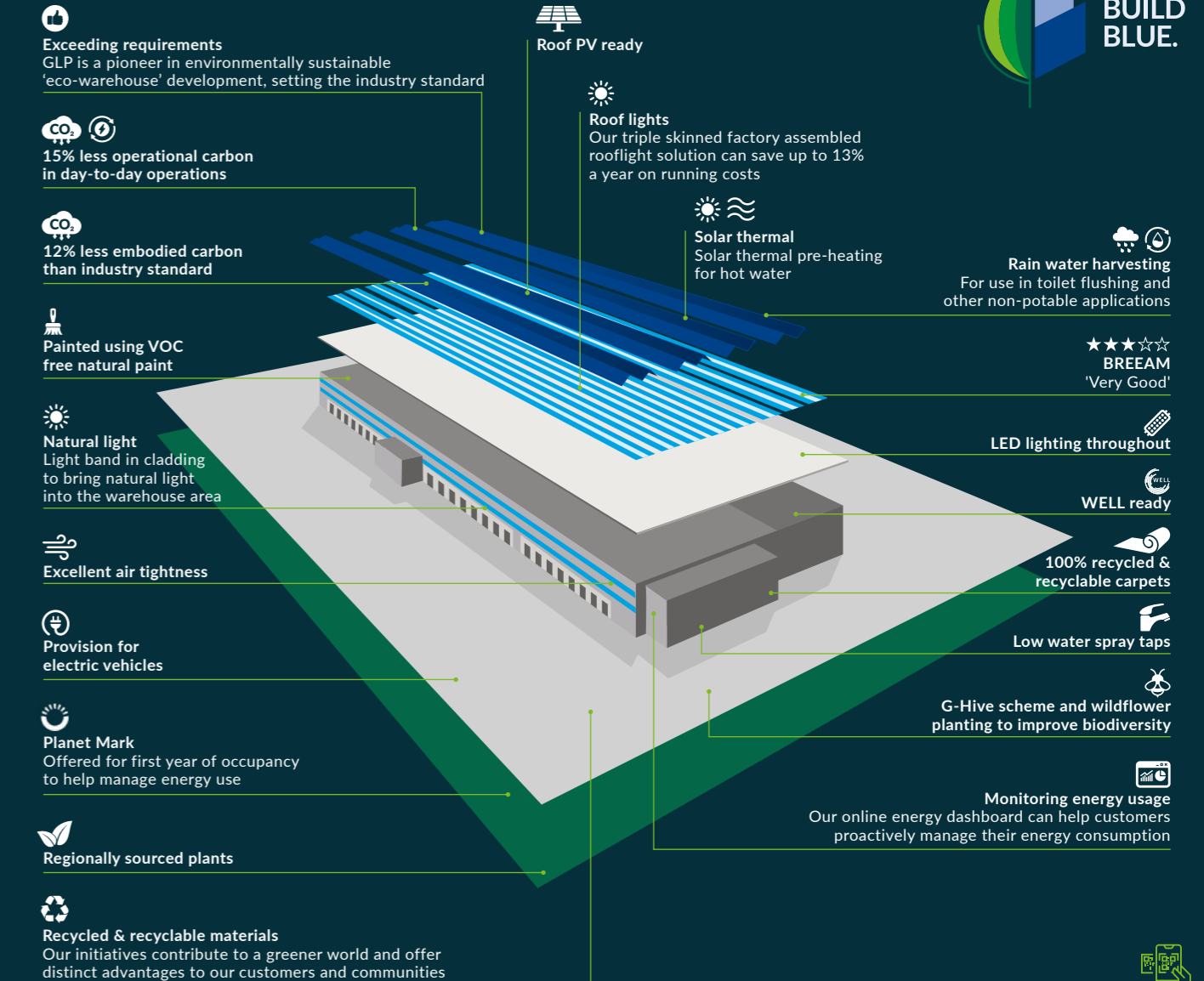


BREEAM® UK New Construction 2018: Industrial (Shell and Core)

### RENEWABLE ENERGY FOR ALL GLP REMOVES THE BARRIERS

Our ambition is to become one of the leading renewable energy developers, investors and operators in Europe.

GLP will develop, own and operate the solar projects, removing the capital cost constraint for customers.



# GLP in Europe

As of 1st March 2025, GLP Capital Partners Limited and certain of its affiliates, excluding its operations in Greater China, are now a part of Ares Management Corporation (NYSE: ARES), a leading global alternative investment manager offering clients complementary primary and secondary investment solutions across the credit, real estate, private equity and infrastructure asset classes. **For more about Ares, visit [www.aresmgmt.com](http://www.aresmgmt.com)**

As of 31st December 2024, the GLP Europe operating portfolio consists of more than 10.3 million SQM across the strategic logistic markets, which is leased to blue chip customers such as Amazon, DHL and GXO Logistics. In addition, GLP Europe has a prime land bank which allows for the development of an additional 1.3 million SQM. **To learn more about our GLP European operations, please go to [eu.glp.com](http://eu.glp.com)**



**10.3 million sq m  
operating portfolio**



**>10 million sq m  
development in 35 years**



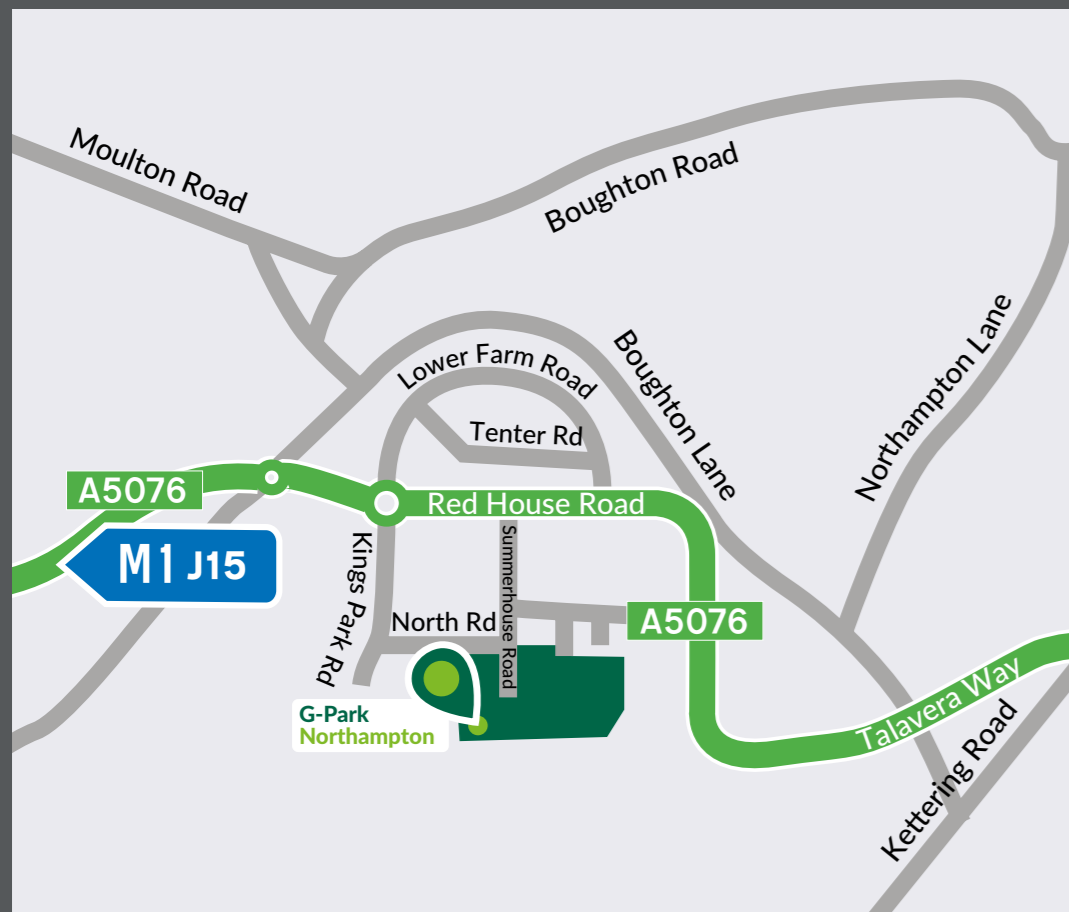
**1.3 million sq m  
development pipeline**



**Strong  
global presence**



# Location & national road links



**Major road links**  
Junction 15 of the M1, is 10 miles to the West.




**Major road links**  
The M6 is 20 miles to the North via the M1.



**Major road links**  
Junction 8 of the A14, is 11 miles to the North.



**Major road links**  
The M25 is 52 miles to the South via the M1.



## Contacts

If you would like any further information on the building, or to arrange a meeting, please contact:



**Spencer Alderton**  
Development Manager, GLP

spencer.alderton@glp.com  
 +44 (0)7947 959 081

**Olivia Hinds**  
Development Director, GLP

olivia.hinds@glp.com  
 +44 (0)20 4557 6320

**London office**  
50 New Bond Street  
London W1S 1BJ

GLP is committed to a policy of continuous development and reserves the right to make changes to information without notice. This brochure, the descriptions and measurements contained herein do not form part of any contract and whilst every effort has been made to ensure accuracy, this cannot be guaranteed. June 2025. Terms: Available leasehold – details upon application. Please contact the agents for a detailed proposal. Printed in the UK.

Ares Management Corporation (NYSE: ARES) has acquired a significant portion of the international business of GLP Capital Partners Limited and certain of its affiliates. For more information, visit [aresgmt.com](http://aresgmt.com)

# G-Park Northampton

## Unit 2



**Franco Capella**  
 franco.capella@cushwake.com  
 +44 (0)7834 197 403



**Richard Baker**  
 richardbaker@prop-search.com  
 +44 (0)7725 834 136



**NN3 6WD**

**G-Park Northampton**  
Summer House Road  
Moulton Park Industrial Estate  
Northampton  
NN3 6WD



[eu.glp.com](http://eu.glp.com)