

# XSCAPE THE ORDINARY



XSCAPE

MILTON  
KEYNES



OUR CENTRE

## Xscape Milton Keynes is the premier leisure destination located in the heart of Milton Keynes.

The scheme extends to 425,000 sq ft and is home to key regional leisure operators such as Snozone with it's 170m indoor snow slope, iFly, a 16 screen IMAX Cineworld cinema. Hollywood Bowl, Gravity and Funstation also anchor the scheme with some of our favourite casual dining brands such as Wagamamas, Nandos, Slim Chickens and Five Guys.

**1 of 5**

INDOOR SKI SLOPE  
DESTINATIONS  
IN THE UK



OUR CENTRE

# CAPTURING THE MOMENT

With a catchment population of half a million people Xscape Milton Keynes offers an unrivalled mix of opportunities to bring an experience for everyone.

**5.8M**

ANNUAL FOOTFALL

**£73M**

TOTAL WEIGHTED SPEND

**53%**

OF GUESTS FROM TOP 3 ACORN GROUPS

**1 of 4**

INDOOR SKY DIVING DESTINATIONS IN THE UK



VISITORS



**53%**

OF GUESTS FROM  
TOP 3 ACORN  
GROUPS

**59%**

OF SALES FROM  
VISITORS BEYOND  
THE CATCHMENT

**56%**


OF VISITORS FROM  
ACORN AFFLUENT  
GROUPS

**£240**

ANNUAL  
SHOPPER  
VALUE

**CREATING  
MEMORIES**

KEY TENANTS



**“Love coming to the sonzone every weekend with my kids ... Its a great place to learn how to ski and snowboard”**

THOMAS

**57%**

OF SNOZONE VISITORS RETURN WITHIN THE YEAR

**170**

METRE INDOOR SKI SLOPE

**31%**

OF SNOZONE VISITORS CROSS SHOP



KEY TENANTS



**32%**

OF CINEWORLD  
VISITORS CROSS  
SHOP

**TOP  
25**

CINEMA IN  
THE UK

**cineworld**

**“Cineworld Milton Keynes is  
nestled right inside the  
Xscape complex and is a  
gem. From the moment you  
walk in, it’s a different  
film premiere atmosphere  
average.”**

CINEWORLD  
RETURNED  
THE YEAR

## LOCATION

# PERFECTLY POSITIONED

With our central location and easy access from the M1, A5, and main railway stations, we offer direct routes from both the Midlands and London, while being conveniently close to surrounding residential areas.



MILTON KEYNES  
THEATRE

XSCAPE MILTON  
KEYNES

CENTRE MK MSCP

12TH STREET  
LEISURE QUARTER

CENTRE MK

MIDSUMMER PLACE  
SHOPPING CENTRE

RESIDENTIAL AREA

SAXON COURT

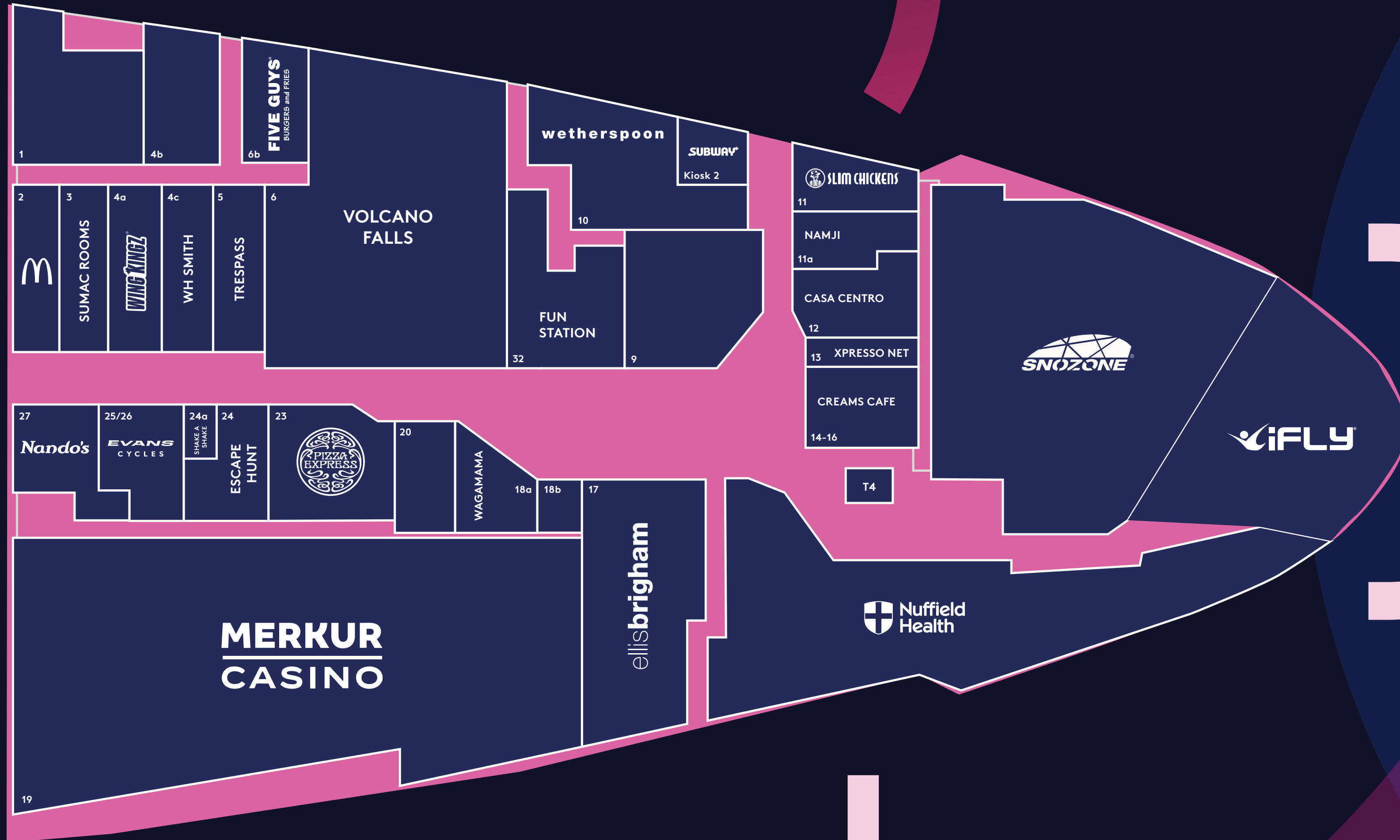
CHURCH OF CHRIST  
THE CORNERSTONE

THE HUB

TO THE  
RAILWAY STATION

FRED ROUCHE  
GARDENS

GROUND FLOOR PLAN

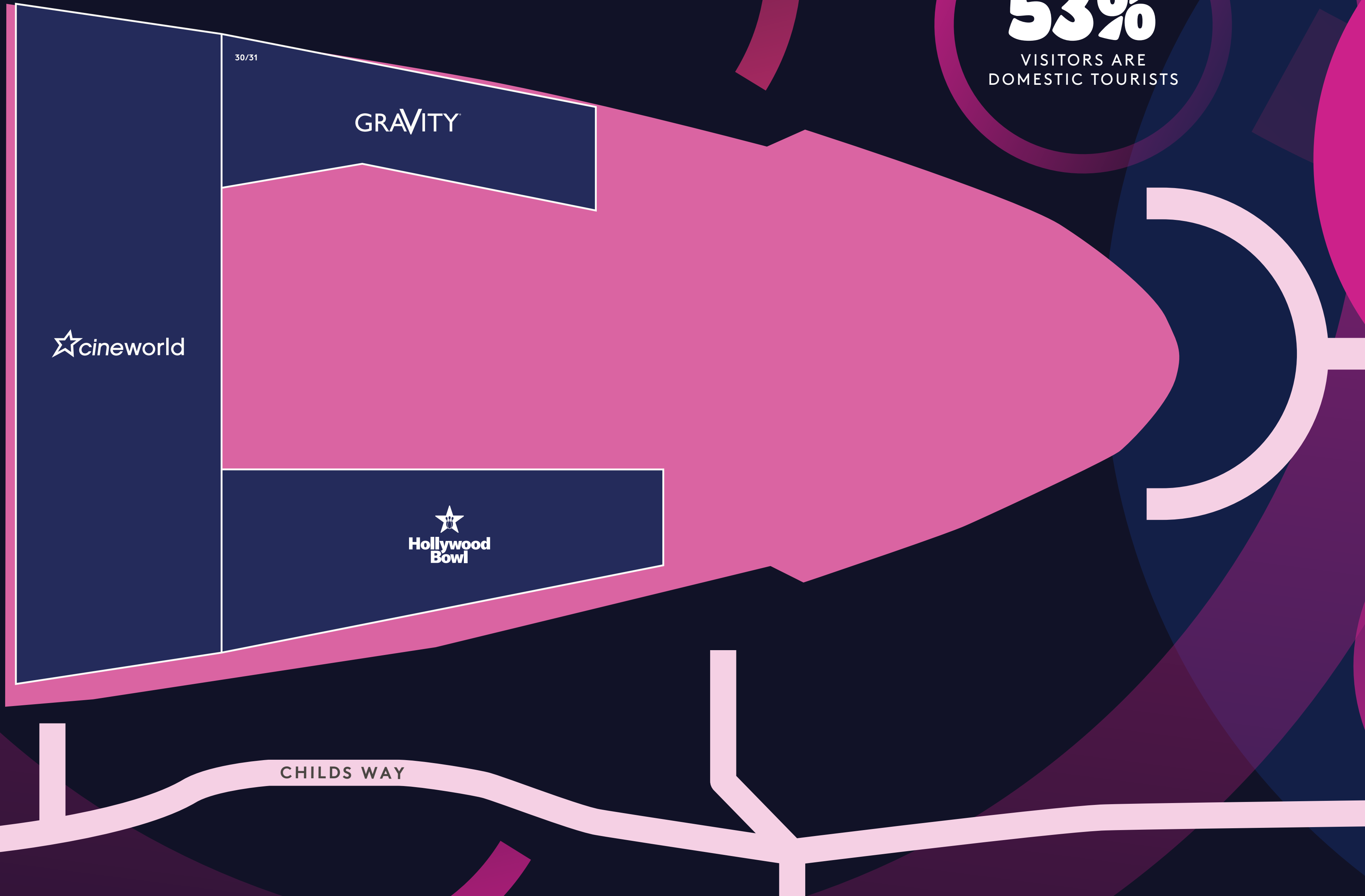


**1200+**  
CAR PARK SPACES

**68%**  
OF ELLIS BRIGHAM  
VISITORS CROSS SHOP

CHILDS WAY

UPPER FLOOR PLAN



**53%**

VISITORS ARE  
DOMESTIC TOURISTS

**425,000**

TOTAL SQ FT

OF RETAIL, ENTERTAINMENT  
AND F&B OFFERINGS

**40 min**

AVERAGE DRIVETIME

# CONTACTS



## **OLI MARCROFT**

+44 (0)7761 441 996  
omarcroft@klm-re.com

## **JAMES WILLIAMSON**

+44 (0)7587 353 434  
jwilliamson@klm-re.com



## **NIGEL COSTAIN**

+44 (0)7768 614 660  
nigel.costain@cbre.com

## **TAMARA LAMB**

+44 (0)7930 837 881  
tamara.lamb@cbre.com

## **GEORGE RADFORD**

+44 (0)7887 966 671  
george.radford@cbre.com

