



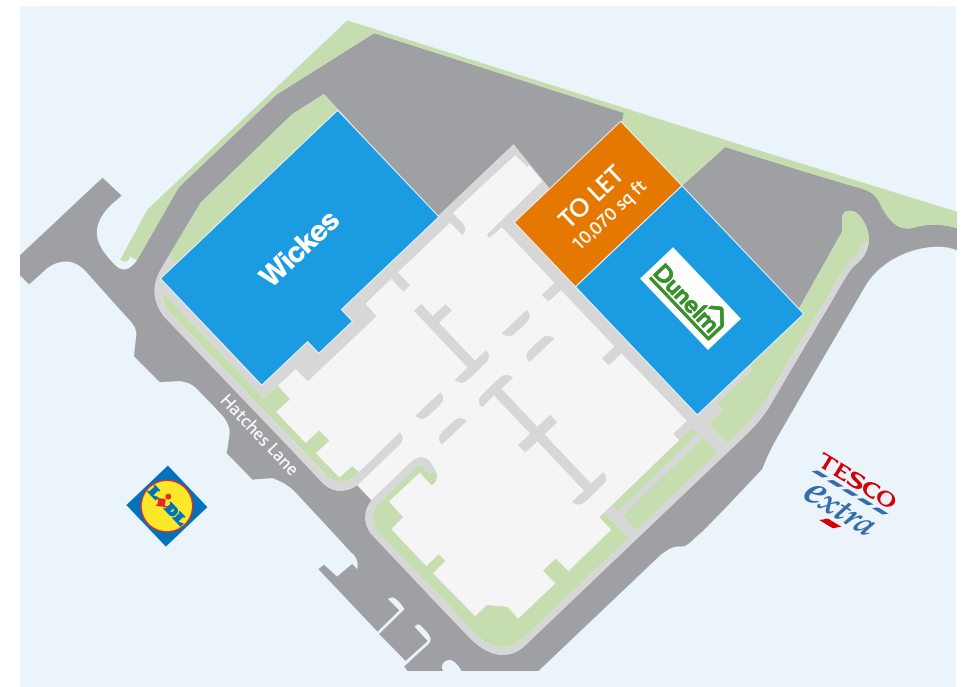
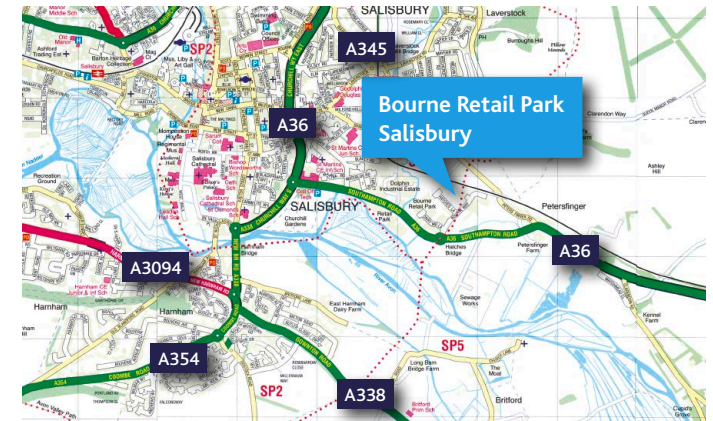
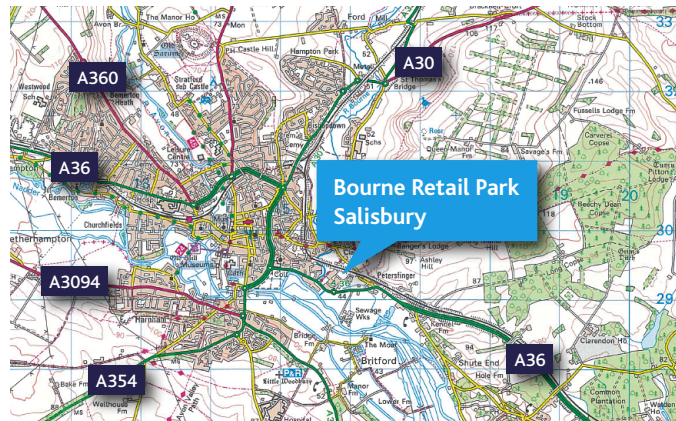
# Bourne Retail Park

Salisbury, SP1 2QQ



# Bourne Retail Park Salisbury

Critical mass:	58,700 sq ft
Planning consent:	Bulky Goods
Existing occupiers:	Wickes & Dunelm
Car parking:	272 spaces



Aberdeen Property Investors and their clients and any joint agents give notice that:

1. They are not authorised to make or give any representations or warranties in relation to the property either here or elsewhere, either on their own behalf or on behalf of their client or otherwise. They assume no responsibility for any statement that may be made in these particulars. These particulars do not form part of any offer or contract and must not be relied upon as statements or representations of fact.
2. Any areas, measurements or distances are approximate. The text, photographs and plans are for guidance only and are not necessarily comprehensive. It should not be assumed that the property has all necessary planning, building regulation or other consents and Aberdeen Property Investors have not tested any services, equipment or facilities. Purchasers must satisfy themselves by inspection or otherwise.

For further information



Russell Homer

020 7152 5323  
russell.homer@cushwake.com



Tim Edwards

020 7493 4455  
tim@morganwilliams.co.uk