



B4, Rotherhill Business Park Thorpe Road, Melton Mowbray, Leicestershire, LE13 1SQ

**Industrial Unit To Let £22,500 per annum
Ground Floor Approx. 1,400 Sq. Ft + Mezzanine**

 **Shouler & Son**
Land & Estate Agents, Valuers & Auctioneers

B4
Rotherhill Business Park
Thorpe Road
Melton Mowbray
Leicestershire
LE13 1SQ

Exceptionally refurbished industrial/hybrid unit, prime location, ready for business. Unit B4 represents a rare opportunity combining affordability, quality, and strategic position. It's an excellent base for businesses that require visibility, efficiency, and a professional image without the premium cost of larger units or city-based sites.

A high-spec industrial/hybrid unit perfectly positioned in a secure, modern estate with excellent connectivity. Fully refurbished, this unit offers an ideal space for growing SMEs, trade-counters, light industrial operations or storage/warehouse businesses looking for quality, flexibility, and location.






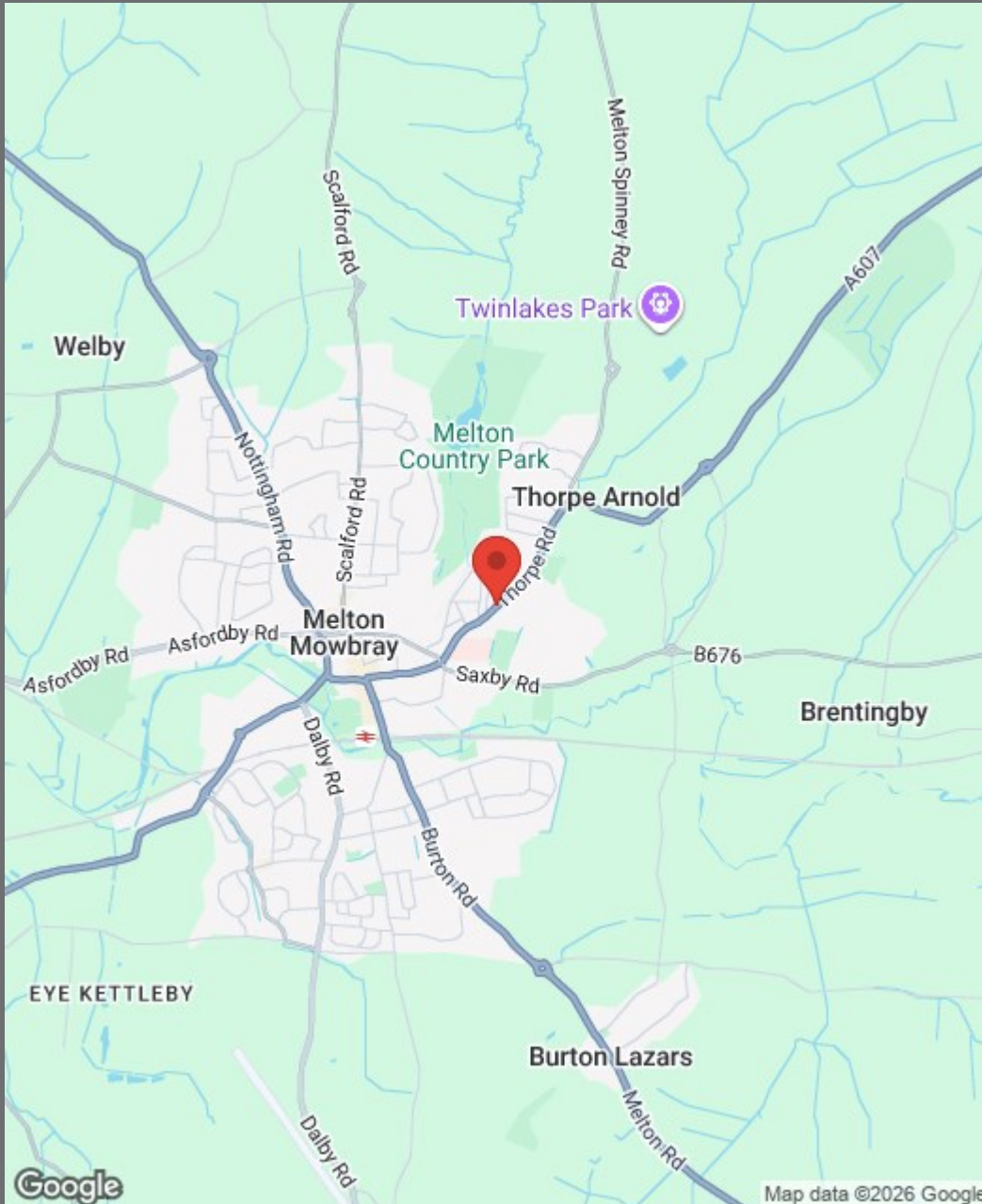
Key Features & Benefits

- **High Specification Finish:** Fully refurbished to modern standards, with quality cladding, insulation, and steel portal-frame construction. Offers a clean and functional environment that projects professionalism.
- **Flexible Usage:** Suited to Class E/B1/B2/B8 uses (business / light industrial / warehouse / hybrid combinations), allowing you to tailor the space to your precise operational needs.
- **Size:** Approx 1,400sq ft (~130.1 m²) a manageable footprint for small/medium operations.
- In addition, the unit has a 730sq.ft (67 sq. m) mezzanine.
- **Access & Parking:** Dedicated car parking; personnel and roller shutter doors ensure ease of movement for goods & staff. Estate is fully managed and secure.
- **On-site Amenities:** Three-phase power, broadband / fibre connectivity possibilities, WC and kitchen/tea-point facilities.

Location Advantages

- **Excellent Town & Road Access:** Located on Thorpe Road (A607), east of Melton Mowbray town centre, easy walking distance to amenities, retail, etc.
- **Regional Connectivity:** Around 17-20 miles from Leicester and Nottingham. Quick access to the A46 and A1 for logistical reach.
- **Secure & Attractive Business Environment:** Part of a scheme of refurbished business units (Phase 1 / Phase 2) designed to attract local industry, trades, and light commercial users. Well maintained estate.





GENERAL INFORMATION

VIEWING: Strictly by appointment with Shouler & Son, Kings Road, Melton Mowbray, Leicestershire, LE13 1QF. Tel:- 01664 560181

TERM: The unit is available To LET by way of new Tenant's Full Repairing and Insuring Lease for an initial term of three years

SERVICE CHARGE: There is a service charge for the maintenance and upkeep of the communal areas of the business park


VAT: VAT is payable on the Rent and Service charge due

EPC: Energy Performance Asset Rating Band C

- Full refurbished high quality specification
- Designated car parking allocation of 3 spaces
- Class E, Commercial and Business service uses
- Fully managed and secure estate
- Excellent business location within walking distance of Melton Mowbray town centre
- 1,400 Sq. Ft
- £22,500 + VAT per annum
- Mezzanine Storage area 730 Sq. Ft
- Fully occupied Business Park



tribes.hammer.even



County Chambers, Kings Road,
Melton Mowbray, Leicestershire LE13 1QF

www.shoulers.co.uk
e.danby@shoulers.co.uk

Tel: 01664 560181 Option 5 Commercial

 **Shouler & Son**
Land & Estate Agents, Valuers & Auctioneers

We produce property particulars in good faith and believe them to be correct. We generally rely on what we are told without obtaining proof. You should verify for yourself such information before entering into a contract to take this property. Neither Shouler & Son nor their clients guarantee accuracy of the particulars, and they are not intended to form any part of a contract. No person in the employment of Shouler & Son has authority to give any representation or warranty in respect of this property.